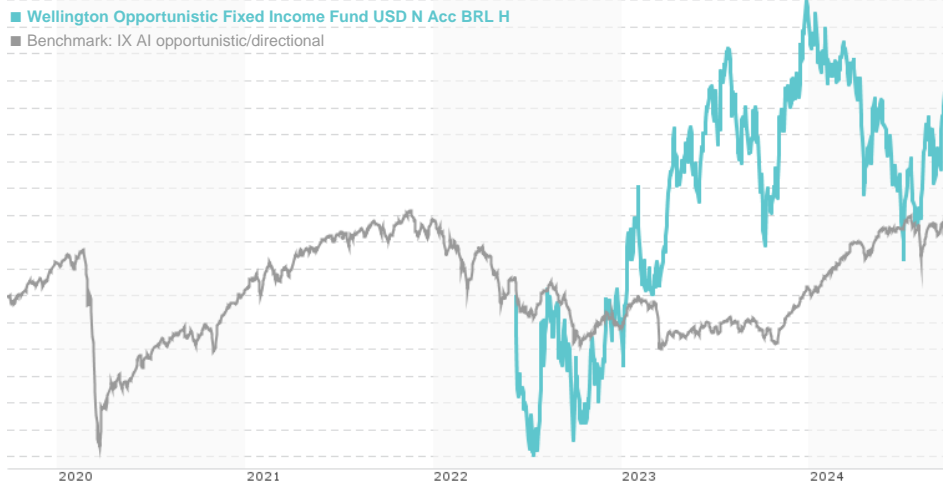


Wellington Opportunistic Fixed Income Fund USD N Acc BRL H / IE000E6BCAM9 / A3DQDJ / Wellington M.Fd.(IE)

| | | | | |
|------------------------------|-----------|-------------------------------|---------------|----------------------|
| Last 09/23/2024 ¹ | Region | Branch | Type of yield | Type |
| 11.27 USD | Worldwide | AI Hedgefonds Single Strategy | reinvestment | Alternative Investm. |



| Risk key figures | | | | | | |
|---|------------------|---|---|---|---|-----|
| SRI | 1 | 2 | 3 | 4 | 5 | 6 7 |
| Mountain-View Funds Rating ² | EDA ³ | | | | | |
| - | - | | | | | |

| Yearly Performance | |
|--------------------|---------|
| 2023 | +23.91% |

| Master data | | Conditions | | Other figures | |
|---------------------|-------------------------------|--|-------|--------------------|--------------|
| Fund type | Single fund | Issue surcharge | 0.00% | Minimum investment | USD 5,000.00 |
| Category | Alternative Investments | Planned administr. fee | 0.00% | Savings plan | - |
| Sub category | AI Hedgefonds Single Strategy | Deposit fees | 0.00% | UCITS / OGAW | Yes |
| Fund domicile | Ireland | Redemption charge | 0.00% | Performance fee | 0.00% |
| Tranch volume | (09/23/2024) USD 11.44 mill. | Ongoing charges | - | Redeployment fee | 0.00% |
| Total volume | (09/23/2024) USD 965.88 mill. | Dividends | | Investment company | |
| Launch date | 12/14/2017 | Wellington M.Fd.(IE) | | | |
| KESt report funds | No | Cardinal Place, 80 Victoria Street, SW1E 5JL, London | | | |
| Business year start | 01.01. | United Kingdom | | | |
| Sustainability type | - | https://www.wellingtonfunds.com | | | |
| Fund manager | Brian Garvey, Brij Khurana | | | | |

| Performance | 1M | 6M | YTD | 1Y | 2Y | 3Y | 5Y | Since start |
|------------------|--------|---------|---------|---------|---------|--------|-------|-------------|
| Performance | +0.49% | -4.03% | -6.94% | +2.41% | +20.33% | - | - | +12.72% |
| Performance p.a. | - | - | - | +2.42% | +9.68% | - | - | +5.36% |
| Sharpe ratio | 0.16 | -0.75 | -0.92 | -0.07 | 0.39 | - | - | 0.12 |
| Volatility | 15.71% | 15.18% | 14.04% | 14.97% | 16.19% | 0.00% | 0.00% | 16.74% |
| Worst month | - | -6.04% | -6.04% | -6.04% | -7.58% | -7.58% | 0.00% | -7.58% |
| Best month | - | 3.96% | 5.59% | 6.86% | 7.65% | 7.65% | 0.00% | 7.65% |
| Maximum loss | -3.56% | -12.72% | -15.16% | -15.75% | -15.75% | 0.00% | 0.00% | - |

Distribution permission

Austria, Germany, Switzerland, Czech Republic

¹ Important note on update status: The displayed date refers exclusively to the calculation of the NAV.

² The Mountain-View Data Fund Rating calculates a comparative ranking for funds using yield, volatility and trend data. For more information visit [MVD Funds Rating](#)

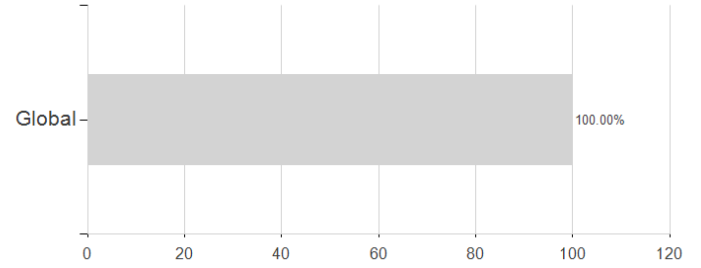
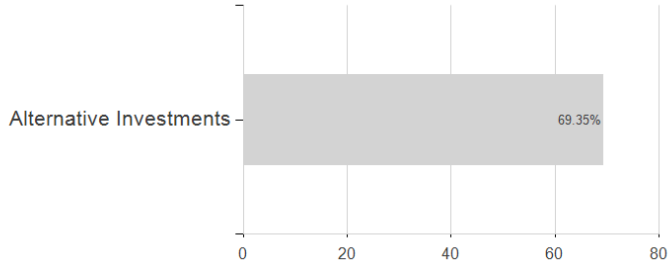
³ Displays the Ethical-Dynamical Ratio calculated according to standard criteria. The maximum value is 100. For more information visit [EDA](#)

Wellington Opportunistic Fixed Income Fund USD N Acc BRL H / IE000E6BCAM9 / A3DQDJ / Wellington M.Fd.(IE)

Assessment Structure

Assets

Countries



Currencies

Branches

Rating

