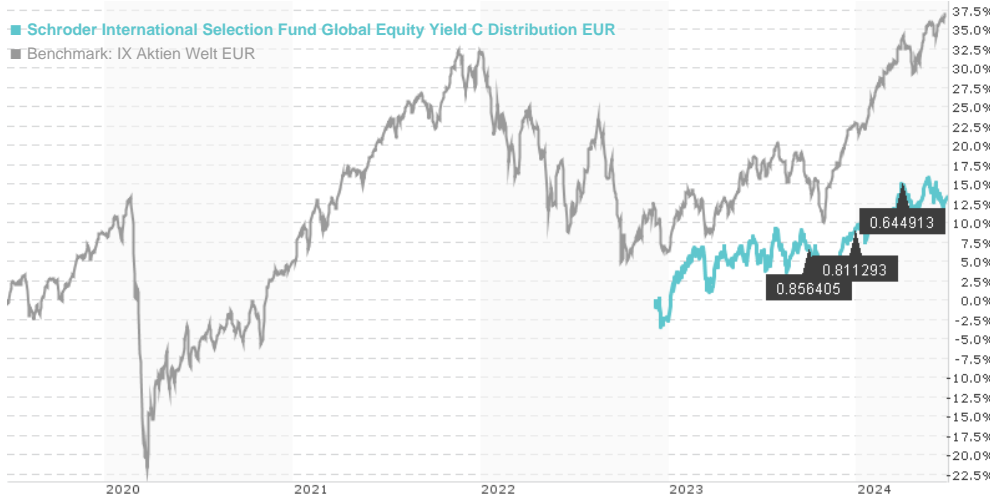


Schroder International Selection Fund Global Equity Yield C Distribution EUR / LU2554487228 / A3D144 / Schroder IM

|                              |           |               |                 |             |
|------------------------------|-----------|---------------|-----------------|-------------|
| Last 06/24/2024 <sup>1</sup> | Region    | Branch        | Type of yield   | Type        |
| 108.48 EUR                   | Worldwide | Mixed Sectors | paying dividend | Equity Fund |



Risk key figures

SRI 1 2 3 4 5 6 7

Mountain-View Funds Rating<sup>2</sup> EDA<sup>3</sup>

74

Yearly Performance

2023 +12.32%

Master data Conditions Other figures

|                     |                                      |                        |          |                                      |              |
|---------------------|--------------------------------------|------------------------|----------|--------------------------------------|--------------|
| Fund type           | Single fund                          | Issue surcharge        | 1.00%    | Minimum investment                   | EUR 1,000.00 |
| Category            | Equity                               | Planned administr. fee | 0.00%    | Savings plan                         | -            |
| Sub category        | Mixed Sectors                        | Deposit fees           | 0.30%    | UCITS / OGAW                         | Yes          |
| Fund domicile       | Luxembourg                           | Redemption charge      | 0.00%    | Performance fee                      | 0.00%        |
| Tranch volume       | (06/24/2024) USD 1.92 mill.          | Ongoing charges        | -        | Redeployment fee                     | 0.00%        |
| Total volume        | (06/24/2024) USD 224.27 mill.        | <b>Dividends</b>       |          | <b>Investment company</b>            |              |
| Launch date         | 12/6/2022                            | 28.03.2024             | 0.64 EUR | Schroder IM (EU)                     |              |
| KESt report funds   | Yes                                  | 28.12.2023             | 0.81 EUR | 5, rue Höhenhof, 1736, Senningerberg |              |
| Business year start | 01.01.                               | 28.09.2023             | 0.86 EUR | Luxembourg                           |              |
| Sustainability type | -                                    | 15.06.2023             | 1.83 EUR | https://www.schroders.com            |              |
| Fund manager        | Simon Adler, Liam Nunn, Nick Kirrage | 23.03.2023             | 0.56 EUR |                                      |              |

| Performance      | 1M     | 6M     | YTD    | 1Y     | 2Y     | 3Y    | 5Y    | Since start |
|------------------|--------|--------|--------|--------|--------|-------|-------|-------------|
| Performance      | -0.53% | +4.06% | +3.59% | +7.95% | -      | -     | -     | +13.41%     |
| Performance p.a. | -      | -      | -      | +7.97% | -      | -     | -     | +8.46%      |
| Sharpe ratio     | -0.96  | 0.57   | 0.47   | 0.50   | -      | -     | -     | 0.50        |
| Volatility       | 10.16% | 8.29%  | 8.43%  | 8.64%  | 0.00%  | 0.00% | 0.00% | 9.45%       |
| Worst month      | -      | -2.15% | -2.15% | -4.62% | -4.62% | 0.00% | 0.00% | -4.62%      |
| Best month       | -      | 4.41%  | 4.41%  | 4.41%  | 6.70%  | 0.00% | 0.00% | 6.70%       |
| Maximum loss     | -3.12% | -4.33% | -4.33% | -6.78% | 0.00%  | 0.00% | 0.00% | -           |

Distribution permission

Austria, Germany, Switzerland

<sup>1</sup> Important note on update status: The displayed date refers exclusively to the calculation of the NAV.

<sup>2</sup> The Mountain-View Data Fund Rating calculates a comparative ranking for funds using yield, volatility and trend data. For more information visit [MVD Funds Rating](#)

<sup>3</sup> Displays the Ethical-Dynamical Ratio calculated according to standard criteria. The maximum value is 100. For more information visit [EDA](#)

**Schroder International Selection Fund Global Equity Yield C Distribution EUR / LU2554487228 / A3D144 / Schroder IM**

**Investment strategy**

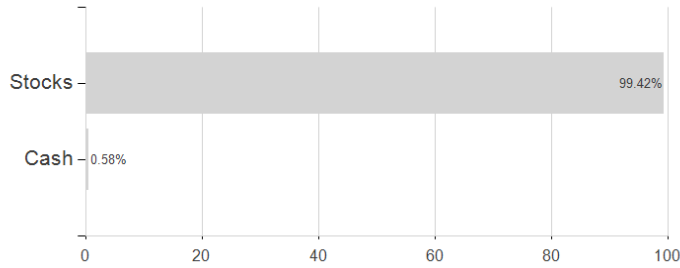
The fund is actively managed and invests at least two-thirds of its assets in equity and equity related securities of companies worldwide. The fund will invest in a diversified portfolio of equity and equity related securities whose dividend yield in aggregate is greater than the average market yield. Equities with below average dividend yield may be included in the portfolio when the investment manager considers that they have the potential to pay above average yield in future. The fund will not be managed for yield alone: total return (dividend yield plus capital growth) will be equally important.

**Investment goal**

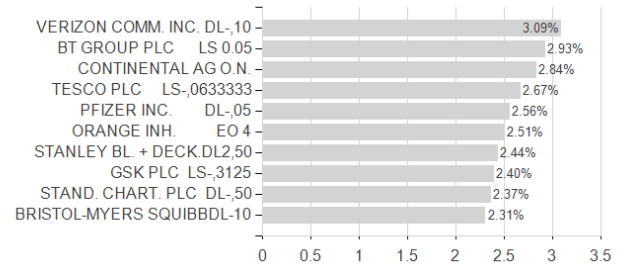
The fund aims to provide income and capital growth in excess of the MSCI World (Net TR) Index after fees have been deducted over a three to five year period by investing in equities of companies worldwide.

**Assessment Structure**

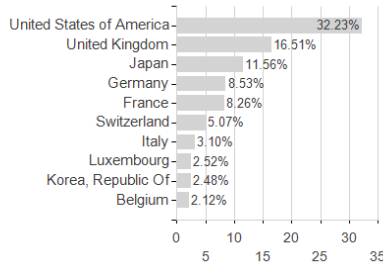
**Assets**



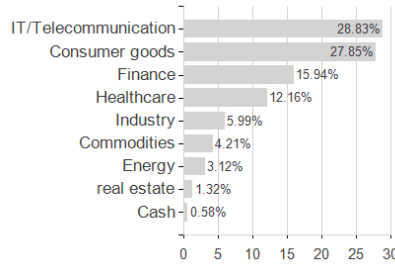
**Largest positions**



**Countries**



**Branches**



**Currencies**

