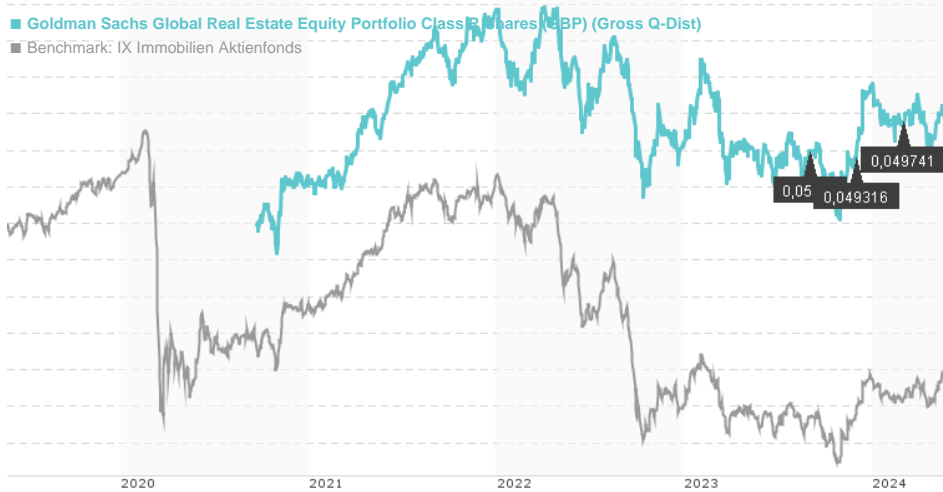


**Goldman Sachs Global Real Estate Equity Portfolio Class R Shares (GBP) (Gross Q-Dist) / LU1538626307 / A2DJGP /**

Last 05/23/2024 <sup>1</sup>	Region	Branch	Type of yield	Type
<b>7.44 GBP</b>	Worldwide	Real Estate Fund/Equity	paying dividend	Real Estate Investment Fund



**Risk key figures**

SRI	1	2	3	4	5	6	7
-----	---	---	---	---	---	---	---

**Mountain-View Funds Rating<sup>2</sup>**

Rating	EDA <sup>3</sup>
--------	------------------

**Yearly Performance**

Year	Performance
2023	+7.60%
2022	-14.51%
2021	+22.88%

Master data		Conditions		Other figures	
Fund type	Single fund	Issue surcharge	5.50%	Minimum investment	USD 5,000.00
Category	Real Estate	Planned administr. fee	0.00%	Savings plan	-
Sub category	Real Estate Fund/Equity	Deposit fees	0.00%	UCITS / OGAW	Yes
Fund domicile	Luxembourg	Redemption charge	0.00%	Performance fee	0.00%
Tranch volume	(05/23/2024) USD 0.014 mill.	Ongoing charges	-	Redeployment fee	0.00%
Total volume	(05/23/2024) USD 11.51 mill.	Dividends		Investment company	
Launch date	12/23/2016	29.02.2024	0.05 GBP	Goldman Sachs AM BV Schenkade 65, 2509, LL Den Haag Netherlands www.gsam.com	
KESt report funds	Yes	30.11.2023	0.05 GBP		
Business year start	01.12.	31.08.2023	0.06 GBP		
Sustainability type	-	31.05.2023	0.07 GBP		
Fund manager	-	28.02.2023	0.06 GBP		

Performance	1M	6M	YTD	1Y	2Y	3Y	5Y	Since start
Performance	+0.68%	+4.73%	-5.08%	+2.58%	-5.51%	-1.30%	-	+13.04%
Performance p.a.	-	-	-	+2.57%	-2.79%	-0.43%	-	+3.40%
Sharpe ratio	0.38	0.44	-1.28	-0.09	-0.44	-0.30	-	-0.03
Volatility	12.35%	13.54%	12.75%	14.55%	15.00%	14.02%	0.00%	13.74%
Worst month	-	-5.03%	-5.03%	-5.29%	-10.31%	-10.31%	0.00%	-10.31%
Best month	-	9.13%	9.13%	9.13%	9.13%	9.13%	0.00%	9.50%
Maximum loss	-2.87%	-7.86%	-7.86%	-10.52%	-19.97%	-22.32%	0.00%	-

**Distribution permission**

Austria, Germany, Switzerland, Luxembourg

<sup>1</sup> Important note on update status: The displayed date refers exclusively to the calculation of the NAV.

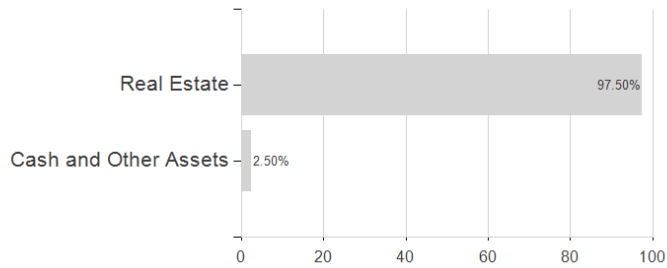
<sup>2</sup> The Mountain-View Data Fund Rating calculates a comparative ranking for funds using yield, volatility and trend data. For more information visit [MVD Funds Rating](#)

<sup>3</sup> Displays the Ethical-Dynamical Ratio calculated according to standard criteria. The maximum value is 100. For more information visit [EDA](#)

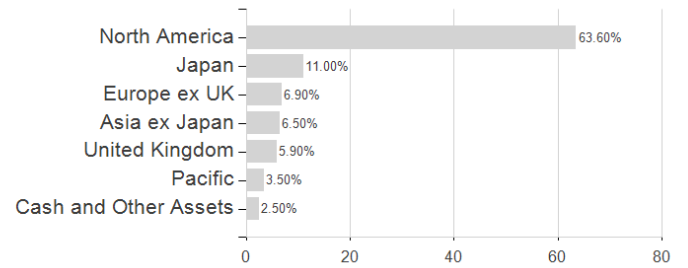
**Goldman Sachs Global Real Estate Equity Portfolio Class R Shares (GBP) (Gross Q-Dist) / LU1538626307 / A2DJGP /**

**Assessment Structure**

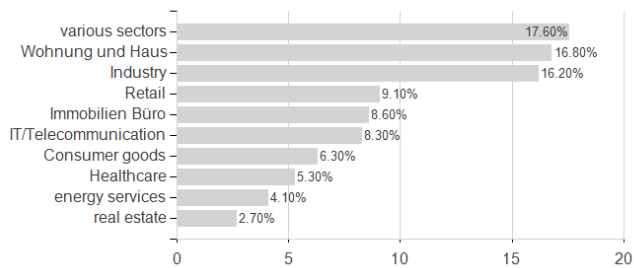
**Assets**



**Countries**



**Branches**



**Largest positions**

