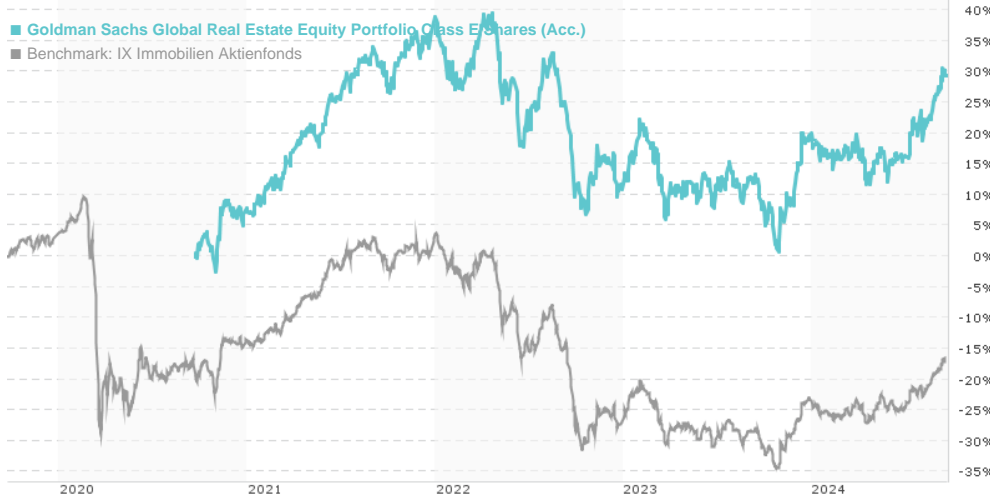


Goldman Sachs Global Real Estate Equity Portfolio Class E Shares (Acc.) / LU1533065089 / A2DH00 / Goldman

Last 09/19/2024 <sup>1</sup>	Region	Branch	Type of yield	Type
9.82 EUR	Worldwide	Real Estate Fund/Equity	reinvestment	Real Estate Investment Fund



Risk key figures

SRI	1	2	3	4	5	6	7
-----	---	---	---	---	---	---	---

Mountain-View Funds Rating <sup>2</sup>	EDA <sup>3</sup>
▲▲▲▲▲	-

Yearly Performance

2023	+7.96%
2022	-20.19%
2021	+29.45%

Master data		Conditions		Other figures	
Fund type	Single fund	Issue surcharge	4.00%	Minimum investment	EUR 1,500.00
Category	Real Estate	Planned administr. fee	0.00%	Savings plan	-
Sub category	Real Estate Fund/Equity	Deposit fees	0.00%	UCITS / OGAW	Yes
Fund domicile	Luxembourg	Redemption charge	0.00%	Performance fee	0.00%
Tranch volume	(09/19/2024) USD 0.074 mill.	Ongoing charges	-	Redeployment fee	0.00%
Total volume	(09/19/2024) USD 13.32 mill.	Dividends		Investment company	
Launch date	12/21/2016			Goldman Sachs AM BV	
KESt report funds	Yes			Schenkade 65, 2509, LL Den Haag	
Business year start	01.12.			Netherlands	
Sustainability type	-			www.gsam.com	
Fund manager	-				

Performance	1M	6M	YTD	1Y	2Y	3Y	5Y	Since start
Performance	+5.14%	+11.34%	+8.03%	+14.99%	+8.15%	-0.41%	-	+29.38%
Performance p.a.	-	-	-	+14.94%	+4.00%	-0.14%	-	+6.66%
Sharpe ratio	8.24	1.55	0.63	0.81	0.04	-0.24	-	0.23
Volatility	9.34%	13.12%	12.55%	14.26%	14.97%	14.98%	0.00%	14.21%
Worst month	-	-5.16%	-5.16%	-6.05%	-12.71%	-12.71%	0.00%	-12.71%
Best month	-	5.32%	8.21%	8.21%	8.21%	9.51%	0.00%	10.12%
Maximum loss	-1.01%	-6.70%	-6.91%	-10.30%	-17.46%	-27.67%	0.00%	-

Distribution permission

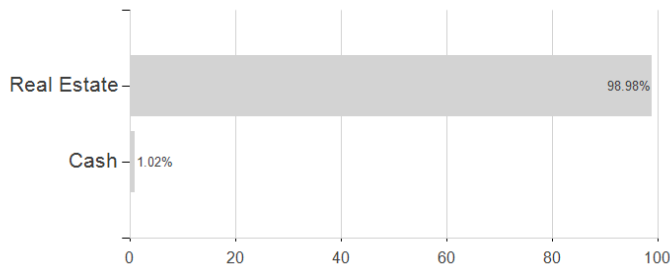
Austria, Germany, Switzerland, Luxembourg

<sup>1</sup> Important note on update status: The displayed date refers exclusively to the calculation of the NAV.  
<sup>2</sup> The Mountain-View Data Fund Rating calculates a comparative ranking for funds using yield, volatility and trend data. For more information visit [MVD Funds Rating](#)  
<sup>3</sup> Displays the Ethical-Dynamical Ratio calculated according to standard criteria. The maximum value is 100. For more information visit [EDA](#)  
 DISCLAIMER: The information on this page are for informational purposes only and should neither an offer to sell nor a solicitation for the purchase of the security or recommendation in favor of the security to be understood. baha GmbH assumes no liability despite thorough searches for the accuracy of the data.  
 Funds data from: www.mountain-view.com. Fact Sheet created by: www.baha.com  
 Created: 09/22/2024

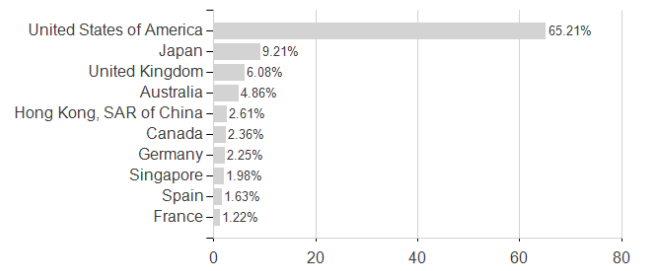
Goldman Sachs Global Real Estate Equity Portfolio Class E Shares (Acc.) / LU1533065089 / A2DH00 / Goldman

Assessment Structure

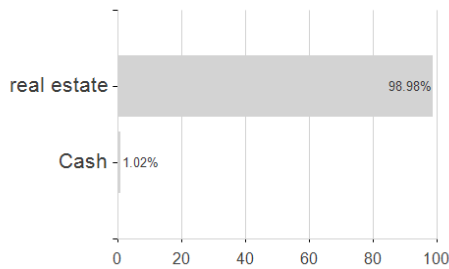
Assets




Countries



Branches



Largest positions



Currencies

