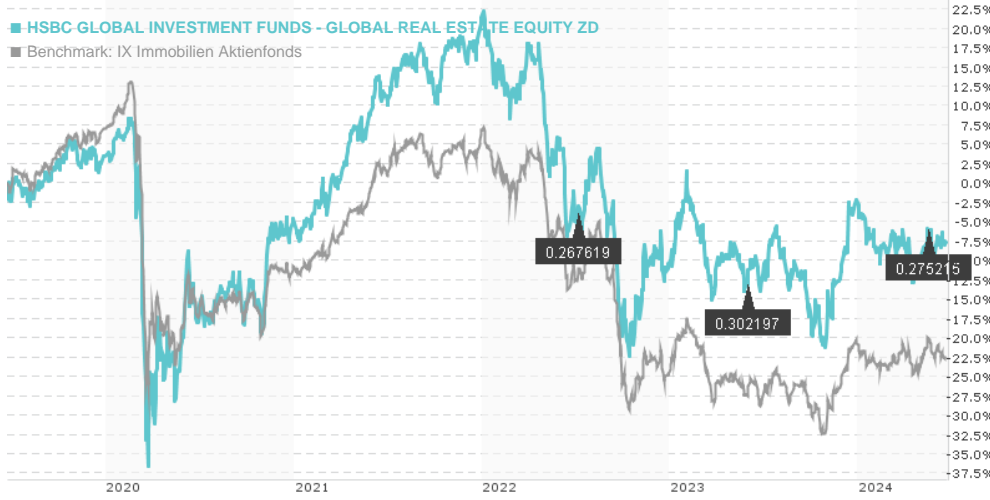


HSBC GLOBAL INVESTMENT FUNDS - GLOBAL REAL ESTATE EQUITY ZD / LU1163227900 / A14Q10 / HSBC Inv.

Last 06/20/2024 ¹	Region	Branch	Type of yield	Type
8.64 USD	Worldwide	Real Estate Fund/Equity	paying dividend	Real Estate Investment Fund



Risk key figures

SRI	1	2	3	4	5	6	7
-----	---	---	---	---	---	---	---

Mountain-View Funds Rating ²	EDA ³
▲▲▲▲▲	-

Yearly Performance

2023	+9.19%
2022	-26.23%
2021	+27.32%
2020	-7.87%
2019	+19.46%

Master data		Conditions		Other figures	
Fund type	Single fund	Issue surcharge	5.00%	Minimum investment	USD 1,000,000.00
Category	Real Estate	Planned administr. fee	0.00%	Savings plan	-
Sub category	Real Estate Fund/Equity	Deposit fees	0.00%	UCITS / OGAW	Yes
Fund domicile	Luxembourg	Redemption charge	0.00%	Performance fee	0.00%
Tranch volume	(06/20/2024) USD 73.14 mill.	Ongoing charges	-	Redeployment fee	0.00%
Total volume	(06/20/2024) USD 787.60 mill.	Dividends		Investment company	
Launch date	3/27/2015	17.05.2024	0.28 USD	HSBC Inv. Funds (LU)	
KESt report funds	No	31.05.2023	0.30 USD	18, Boulevard de Kockelscheuer, 1821, Luxembourg	
Business year start	01.04.	06.07.2022	0.27 USD	Luxembourg	
Sustainability type	-	08.07.2021	0.27 USD	www.assetmanagement.hsbc.lu	
Fund manager	N.F.Leming, G.Morrell, T.Carlton	08.07.2020	0.32 USD		

Performance	1M	6M	YTD	1Y	2Y	3Y	5Y	Since start
Performance	-1.13%	-4.48%	-5.56%	+3.58%	-3.00%	-16.76%	-8.48%	+12.38%
Performance p.a.	-	-	-	+3.57%	-1.51%	-5.93%	-1.75%	+1.27%
Sharpe ratio	-1.13	-0.88	-1.06	-0.01	-0.27	-0.53	-0.26	-0.14
Volatility	14.80%	14.23%	14.41%	17.64%	19.32%	18.08%	20.73%	17.24%
Worst month	-	-5.22%	-5.22%	-6.34%	-14.79%	-14.79%	-21.33%	-21.33%
Best month	-	10.29%	10.29%	10.86%	10.86%	10.86%	14.82%	14.82%
Maximum loss	-4.45%	-10.92%	-10.35%	-16.69%	-25.67%	-36.39%	-41.53%	-

Distribution permission

Austria, Germany, Switzerland, Luxembourg

¹ Important note on update status: The displayed date refers exclusively to the calculation of the NAV.

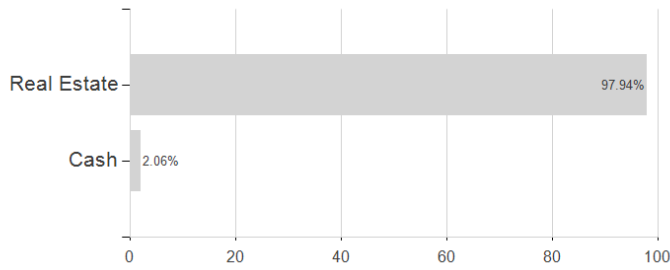
² The Mountain-View Data Fund Rating calculates a comparative ranking for funds using yield, volatility and trend data. For more information visit [MVD Funds Rating](#)

³ Displays the Ethical-Dynamical Ratio calculated according to standard criteria. The maximum value is 100. For more information visit [EDA](#)

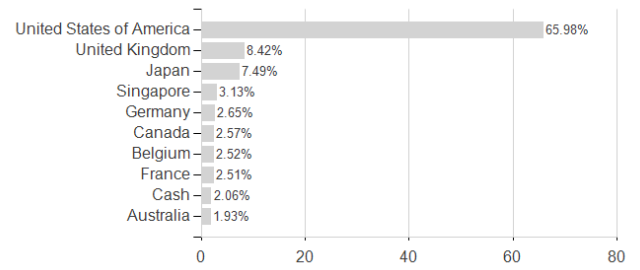
HSBC GLOBAL INVESTMENT FUNDS - GLOBAL REAL ESTATE EQUITY ZD / LU1163227900 / A14Q10 / HSBC Inv.

Assessment Structure

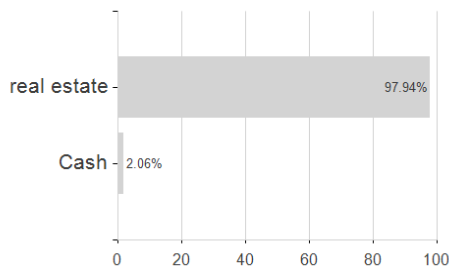
Assets



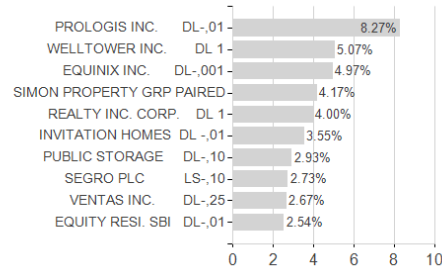
Countries



Branches



Largest positions



Currencies

