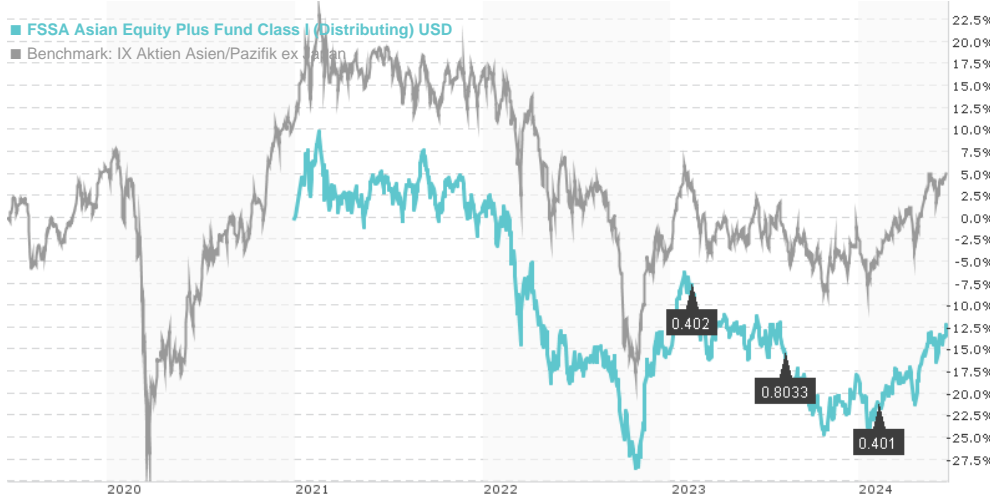


FSSA Asian Equity Plus Fund Class I (Distributing) USD / IE0032834883 / A0Q4VE / First Sentier (IE)

Last 06/20/2024 ¹	Region	Branch	Type of yield	Type
56.02 USD	Asia/Pacific ex Japan	Mixed Sectors	paying dividend	Equity Fund



Risk key figures

SRI	1	2	3	4	5	6	7	
Mountain-View Funds Rating ²							EDA ³	76

Yearly Performance

2023	-3.57%
2022	-15.87%
2021	+0.97%

Master data		Conditions		Other figures	
Fund type	Single fund	Issue surcharge	5.00%	Minimum investment	USD 1,000.00
Category	Equity	Planned administr. fee	0.00%	Savings plan	-
Sub category	Mixed Sectors	Deposit fees	0.45%	UCITS / OGAW	Yes
Fund domicile	Ireland	Redemption charge	0.00%	Performance fee	0.00%
Tranch volume	(06/20/2024) EUR 5,188.96 mill.	Ongoing charges	-	Redeployment fee	0.00%
Total volume	(06/20/2024) EUR 6,054.05 mill.	Dividends		Investment company	
Launch date	7/14/2003	08.02.2024	0.40 USD	First Sentier (IE)	
KESt report funds	Yes	10.08.2023	0.80 USD	21 Charlemont Place, D02 WV10, Dublin	
Business year start	01.01.	09.02.2023	0.40 USD	Ireland	
Sustainability type	-	11.08.2022	0.67 USD	https://www.firstsentierinvestors.com/	
		10.02.2022	0.42 USD		

Fund manager	Martin Lau, Richard Jones							
Performance	1M	6M	YTD	1Y	2Y	3Y	5Y	Since start
Performance	+0.96%	+10.38%	+7.04%	-0.32%	+7.38%	-14.81%	-	-12.11%
Performance p.a.	-	-	-	-0.32%	+3.62%	-5.21%	-	-3.65%
Sharpe ratio	0.64	1.40	0.96	-0.31	-0.01	-0.56	-	-0.46
Volatility	13.52%	12.99%	12.64%	13.18%	15.29%	15.92%	0.00%	15.87%
Worst month	-	-6.01%	-6.01%	-7.40%	-8.18%	-8.18%	0.00%	-8.18%
Best month	-	5.06%	5.06%	5.06%	18.91%	18.91%	0.00%	18.91%
Maximum loss	-3.90%	-7.20%	-6.06%	-14.47%	-19.59%	-33.67%	0.00%	-

Distribution permission

Austria, Germany, Switzerland

¹ Important note on update status: The displayed date refers exclusively to the calculation of the NAV.

² The Mountain-View Data Fund Rating calculates a comparative ranking for funds using yield, volatility and trend data. For more information visit [MVD Funds Rating](#)

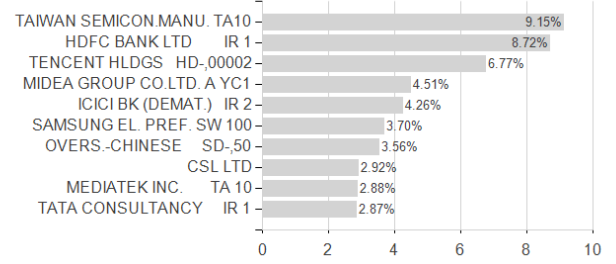
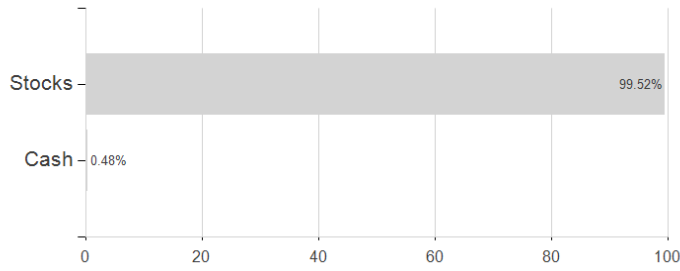
³ Displays the Ethical-Dynamical Ratio calculated according to standard criteria. The maximum value is 100. For more information visit [EDA](#)

FSSA Asian Equity Plus Fund Class I (Distributing) USD / IE0032834883 / A0Q4VE / First Sentier (IE)

Assessment Structure

Assets

Largest positions



Countries

Branches

Currencies

