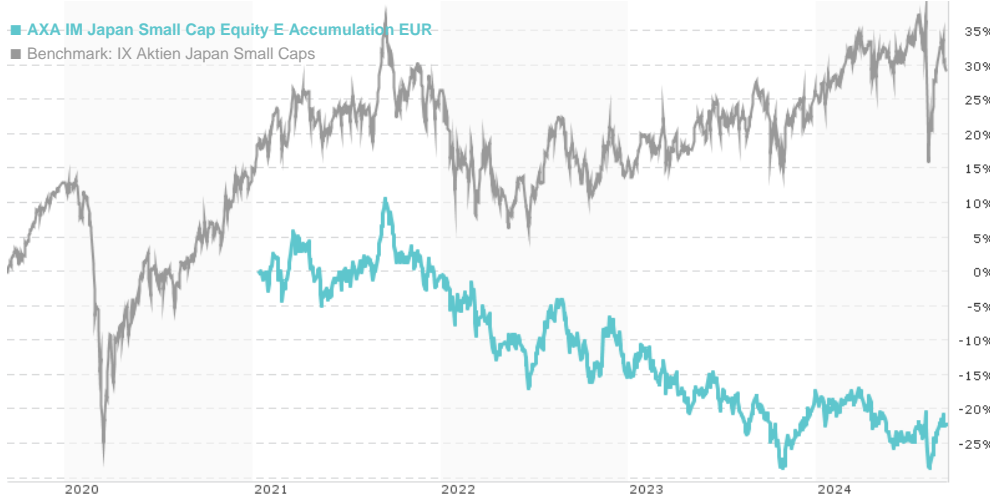


AXA IM Japan Small Cap Equity E Accumulation EUR / IE0034256440 / A0KD2C / AXA IM Paris

Last 09/10/2024 ¹	Country	Branch	Type of yield	Type
14.15 EUR	Japan	Mixed Sectors	reinvestment	Equity Fund



Risk key figures

SRI	1	2	3	4	5	6	7
Mountain-View Funds Rating ²	EDA ³						
	76						

Yearly Performance

2023	-4.60%
2022	-12.76%
2021	-0.61%

Master data		Conditions		Other figures	
Fund type	Single fund	Issue surcharge	0.00%	Minimum investment	EUR 5,000.00
Category	Equity	Planned administr. fee	0.00%	Savings plan	-
Sub category	Mixed Sectors	Deposit fees	0.00%	UCITS / OGAW	Yes
Fund domicile	Ireland	Redemption charge	0.00%	Performance fee	0.00%
Tranch volume	(09/09/2024) JPY 50.99 mill.	Ongoing charges	-	Redeployment fee	0.00%
Total volume	(09/09/2024) JPY 5,938.29 mill.	Dividends		Investment company	
Launch date	2/11/2004	AXA IM Paris			
KESt report funds	No	6 Place de la Pyramide, 92800, Puteaux			
Business year start	01.04.	France			
Sustainability type	-	www.axa-im.com/france			
Fund manager	Chisako Hardie, John Paul Temperley				

Performance	1M	6M	YTD	1Y	2Y	3Y	5Y	Since start
Performance	+8.06%	-4.55%	-5.76%	-2.83%	-14.31%	-26.99%	-	-22.05%
Performance p.a.	-	-	-	-2.84%	-7.42%	-9.94%	-	-6.58%
Sharpe ratio	7.80	-0.66	-0.66	-0.35	-0.63	-0.79	-	-0.61
Volatility	18.68%	18.81%	17.94%	18.02%	17.37%	16.98%	0.00%	16.61%
Worst month	-	-4.22%	-4.22%	-8.33%	-8.33%	-8.33%	0.00%	-8.33%
Best month	-	4.50%	6.41%	8.09%	8.09%	8.51%	0.00%	8.51%
Maximum loss	-2.16%	-14.00%	-14.00%	-14.00%	-23.62%	-35.50%	0.00%	-

Distribution permission

Austria, Germany, Switzerland

¹ Important note on update status: The displayed date refers exclusively to the calculation of the NAV.

² The Mountain-View Data Fund Rating calculates a comparative ranking for funds using yield, volatility and trend data. For more information visit [MVD Funds Rating](#)

³ Displays the Ethical-Dynamical Ratio calculated according to standard criteria. The maximum value is 100. For more information visit [EDA](#)

DISCLAIMER: The information on this page are for informational purposes only and should neither an offer to sell nor a solicitation for the purchase of the security or recommendation in favor of the security to be understood. baha GmbH assumes no liability despite thorough searches for the accuracy of the data.

Funds data from: www.mountain-view.com. Fact Sheet created by: www.baha.com

AXA IM Japan Small Cap Equity E Accumulation EUR / IE0034256440 / A0KD2C / AXA IM Paris

Investment strategy

The Sub-Fund is actively managed. The Sub-Fund invests primarily shares of smaller Japanese listed companies. It is intended that the Sub-Fund will be substantially fully invested in shares. The fund manager seeks to identify shares of companies that it believes to be attractive investment opportunities, relative to their industry peers, based on analysis of their valuation and earnings prospects. From these shares, the fund manager seeks to construct a well-diversified portfolio with the best expected return-to-risk trade off to meet the Fund's investment objective.

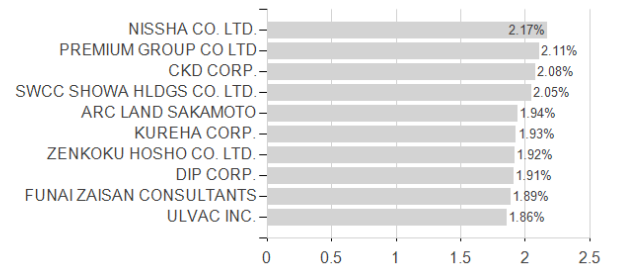
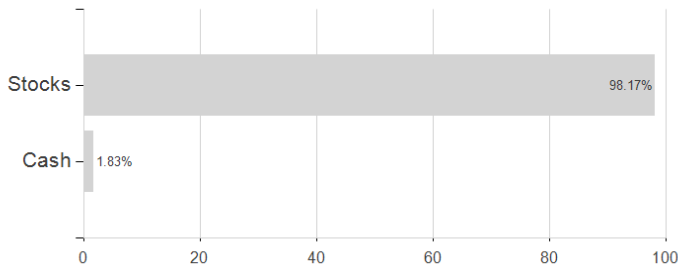
Investment goal

The aim of the Sub-Fund is to provide long-term capital growth above that of the MSCI Japan Small Cap Index on a rolling three year basis. The MSCI Japan Small Cap Index is designed to measure the performance of shares of smaller Japanese listed companies.

Assessment Structure

Assets

Largest positions



Countries

Branches

Currencies

