

F.GI.Inc.Fd.W EUR / LU2129690793 / A2P1SY / Franklin Templeton

Last 06/21/2024 ¹	Region	Branch	Type of yield	Type
12.97 EUR	Worldwide	Mixed Fund/Balanced	reinvestment	Mixed Fund

■ F.GI.Inc.Fd.W EUR

■ Benchmark: IX Mischfonds ausgewogen EUR



Risk key figures

SRI 1 2 3 4 5 6 7

Mountain-View Funds Rating² EDA³

- -

Yearly Performance

2023 +4.68%

Master data		Conditions		Other figures	
Fund type	Single fund	Issue surcharge	0.00%	Minimum investment	USD 1,000.00
Category	Mixed Fund	Planned administr. fee	0.00%	Savings plan	-
Sub category	Mixed Fund/Balanced	Deposit fees	0.14%	UCITS / OGAW	Yes
Fund domicile	Luxembourg	Redemption charge	0.00%	Performance fee	0.00%
Tranch volume	-	Ongoing charges	-	Redeployment fee	0.00%
Total volume	-	Dividends		Investment company	
Launch date	6/18/2020	Franklin Templeton			
KESt report funds	Yes	Schottenring 16, 2.OG, 1010, Wien			
Business year start	01.07.	Austria			
Sustainability type	-	https://www.franklintempleton.at			
Fund manager	Edward D. Perks, Todd Brighton, Brendan Circle				

Performance	1M	6M	YTD	1Y	2Y	3Y	5Y	Since start
Performance	+1.17%	+5.53%	+5.36%	+9.18%	-	-	-	+6.49%
Performance p.a.	-	-	-	+9.15%	-	-	-	+4.05%
Sharpe ratio	2.42	1.70	1.77	0.95	-	-	-	0.06
Volatility	4.55%	4.52%	4.57%	5.76%	0.00%	0.00%	0.00%	6.18%
Worst month	-	-0.86%	-0.86%	-2.99%	-4.08%	0.00%	0.00%	-4.08%
Best month	-	2.75%	2.75%	2.75%	2.75%	0.00%	0.00%	2.75%
Maximum loss	-1.25%	-1.72%	-1.72%	-5.13%	0.00%	0.00%	0.00%	-

Distribution permission

Austria, Germany, Switzerland, Luxembourg

¹ Important note on update status: The displayed date refers exclusively to the calculation of the NAV.

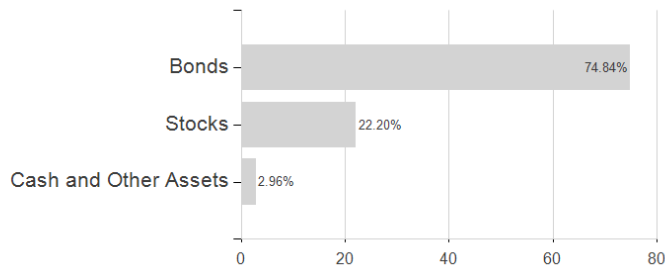
² The Mountain-View Data Fund Rating calculates a comparative ranking for funds using yield, volatility and trend data. For more information visit [MVD Funds Rating](#)

³ Displays the Ethical-Dynamical Ratio calculated according to standard criteria. The maximum value is 100. For more information visit [EDA](#)

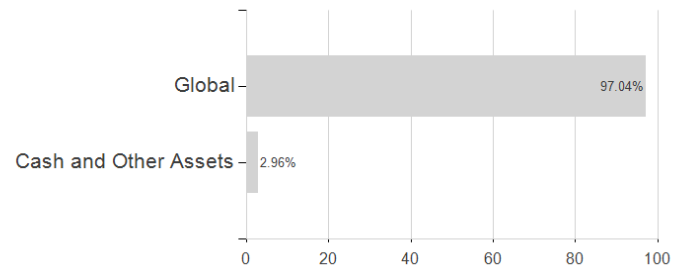
F.GI.Inc.Fd.W EUR / LU2129690793 / A2P1SY / Franklin Templeton

Assessment Structure

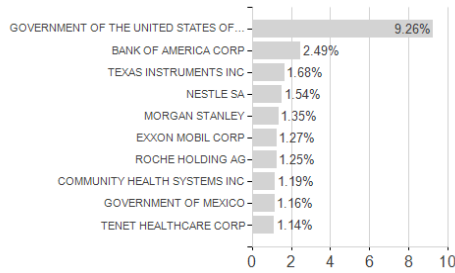
Assets



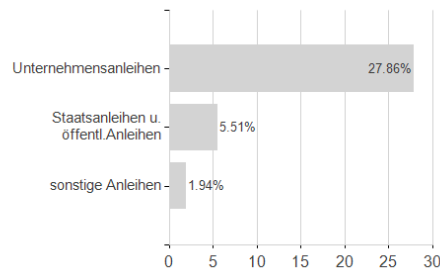
Countries



Largest positions



Issuer



Branches

