

AXA IM ACT Biod.Eq.UE EUR(H) Acc / IE0003IT72N9 / A3DHNQ / AXA IM Paris

Last 06/03/2024 ¹	Region	Branch	Type of yield	Type
12.43 EUR	Worldwide	ETF Stocks	reinvestment	Alternative Investm.



Risk key figures

SRI 1 2 3 4 5 6 7

Mountain-View Funds Rating² EDA³

- -

Yearly Performance

2023 +10.67%

Master data		Conditions		Other figures	
Fund type	Single fund	Issue surcharge	0.00%	Minimum investment	UNT 1
Category	Equity	Planned administr. fee	0.00%	Savings plan	-
Sub category	ETF Stocks	Deposit fees	0.00%	UCITS / OGAW	Yes
Fund domicile	Ireland	Redemption charge	0.00%	Performance fee	0.00%
Tranch volume	(06/03/2024) USD 143.56 mill.	Ongoing charges	-	Redeployment fee	0.00%
Total volume	(06/03/2024) USD 407.95 mill.	Dividends		Investment company	
Launch date	5/17/2022	AXA IM Paris			
KESr report funds	No	6 Place de la Pyramide, 92800, Puteaux			
Business year start	01.01.	France			
Sustainability type	Ethics/ecology	www.axa-im.com/france			
Fund manager	Charles Lewandowski				

Performance	1M	6M	YTD	1Y	2Y	3Y	5Y	Since start
Performance	+1.43%	+10.71%	+5.97%	+13.46%	-	-	-	+29.51%
Performance p.a.	-	-	-	+13.50%	-	-	-	+16.68%
Sharpe ratio	1.67	1.94	1.12	0.94	-	-	-	1.01
Volatility	8.60%	9.78%	9.89%	10.38%	0.00%	0.00%	0.00%	12.73%
Worst month	-	-5.09%	-5.09%	-5.70%	-5.70%	0.00%	0.00%	-5.70%
Best month	-	5.51%	5.51%	10.41%	10.41%	0.00%	0.00%	10.41%
Maximum loss	-2.99%	-6.40%	-6.40%	-14.67%	0.00%	0.00%	0.00%	-

Distribution permission

Austria, Germany, Switzerland

¹ Important note on update status: The displayed date refers exclusively to the calculation of the NAV.

² The Mountain-View Data Fund Rating calculates a comparative ranking for funds using yield, volatility and trend data. For more information visit [MVD Funds Rating](#)

³ Displays the Ethical-Dynamical Ratio calculated according to standard criteria. The maximum value is 100. For more information visit [EDA](#)

AXA IM ACT Biod.Eq.UE EUR(H) Acc / IE0003IT72N9 / A3DHNQ / AXA IM Paris

Investment strategy

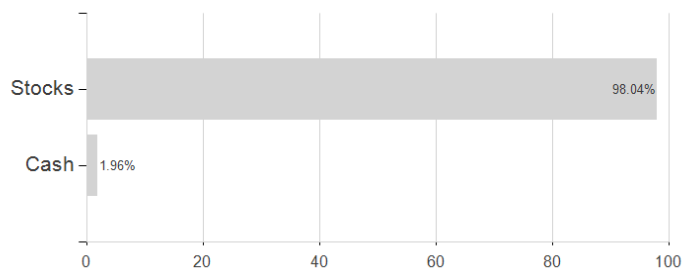
The Fund is actively managed and references MSCI AC World Total Return Net (the "Performance Benchmark") for comparative purposes only. The Manager has full discretion over the composition of the portfolio of the Fund and can take exposure to companies, countries or sectors not included in the Performance Benchmark. There are no restrictions on the extent to which the Fund's portfolio and performance may deviate from the ones of the Performance Benchmark. The Fund will seek to achieve its investment objectives by investing in a global portfolio of listed equity and equity-related securities of companies of any market capitalization and that will be listed or traded on global Regulated Markets.

Investment goal

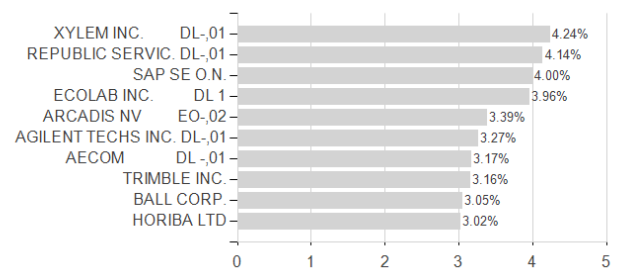
The investment objective of the Fund is to seek long-term capital growth from an actively managed portfolio comprising listed equity and equity-related securities, including companies that are acting positively for biodiversity by reducing and/or limiting the negative impact of human activities on biodiversity.

Assessment Structure

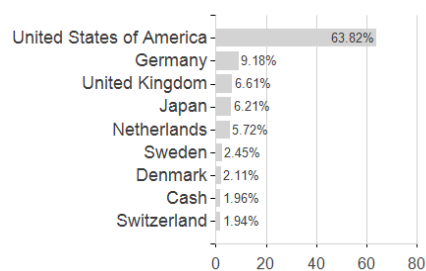
Assets



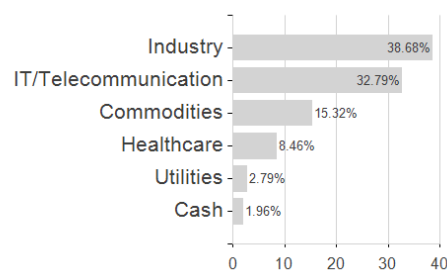
Largest positions



Countries



Branches



Currencies

