

BGF China Innovation Fund X2 USD / LU2359292526 / A3C2B9 / BlackRock (LU)

Last 07/25/2024 ¹	Region	Branch	Type of yield	Type
10.95 USD	Greater China	Mixed Sectors	reinvestment	Equity Fund



Risk key figures

SRI	1	2	3	4	5	6	7	
Mountain-View Funds Rating ²							EDA ³	74

Yearly Performance

2023	+16.27%
------	---------

Master data		Conditions		Other figures	
Fund type	Single fund	Issue surcharge	0.00%	Minimum investment	USD 10,000,000.00
Category	Equity	Planned administr. fee	0.00%	Savings plan	-
Sub category	Mixed Sectors	Deposit fees	0.45%	UCITS / OGAW	Yes
Fund domicile	Luxembourg	Redemption charge	0.00%	Performance fee	0.00%
Tranch volume	-	Ongoing charges	-	Redeployment fee	0.00%
Total volume	(07/25/2024) USD 23.03 mill.	Dividends		Investment company	
Launch date	5/12/2022			BlackRock (LU)	
KESt report funds	No			35a Avenue JF Kennedy, 1855, Luxembourg	
Business year start	01.09.			Luxembourg	
Sustainability type	-			https://www.blackrock.com	
Fund manager	Tony Kim, Lucy Liu				

Performance	1M	6M	YTD	1Y	2Y	3Y	5Y	Since start
Performance	-7.28%	+3.11%	+2.82%	+4.99%	+5.19%	-	-	+9.50%
Performance p.a.	-	-	-	+4.97%	+2.56%	-	-	+4.20%
Sharpe ratio	-3.16	0.15	0.08	0.07	-0.06	-	-	0.03
Volatility	20.19%	17.55%	17.57%	17.91%	19.31%	0.00%	0.00%	20.09%
Worst month	-	-8.37%	-8.37%	-8.37%	-14.08%	-14.08%	0.00%	-14.08%
Best month	-	7.62%	7.62%	13.97%	13.97%	13.97%	0.00%	13.97%
Maximum loss	-11.98%	-11.98%	-11.98%	-14.50%	-22.58%	0.00%	0.00%	-

Distribution permission

Austria, Germany, Switzerland, Luxembourg

¹ Important note on update status: The displayed date refers exclusively to the calculation of the NAV.

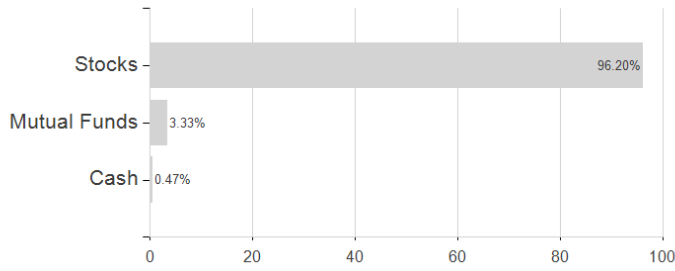
² The Mountain-View Data Fund Rating calculates a comparative ranking for funds using yield, volatility and trend data. For more information visit [MVD Funds Rating](#)

³ Displays the Ethical-Dynamical Ratio calculated according to standard criteria. The maximum value is 100. For more information visit [EDA](#)

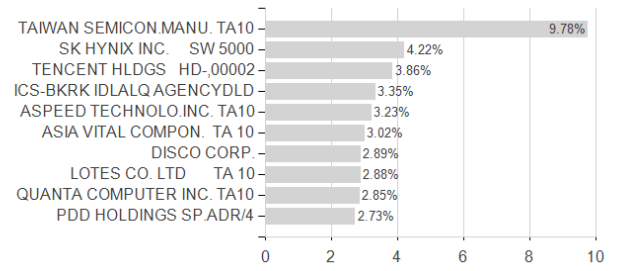
BGF China Innovation Fund X2 USD / LU2359292526 / A3C2B9 / BlackRock (LU)

Assessment Structure

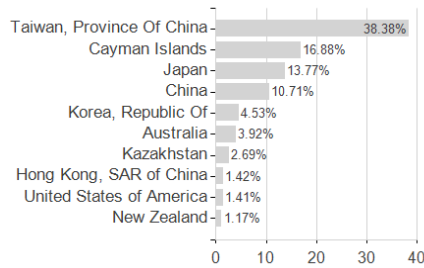
Assets



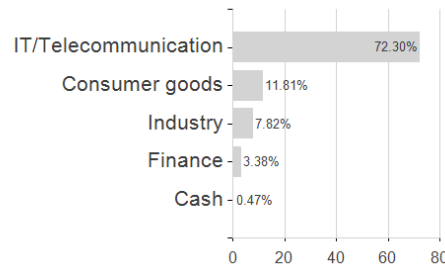
Largest positions



Countries



Branches



Currencies

