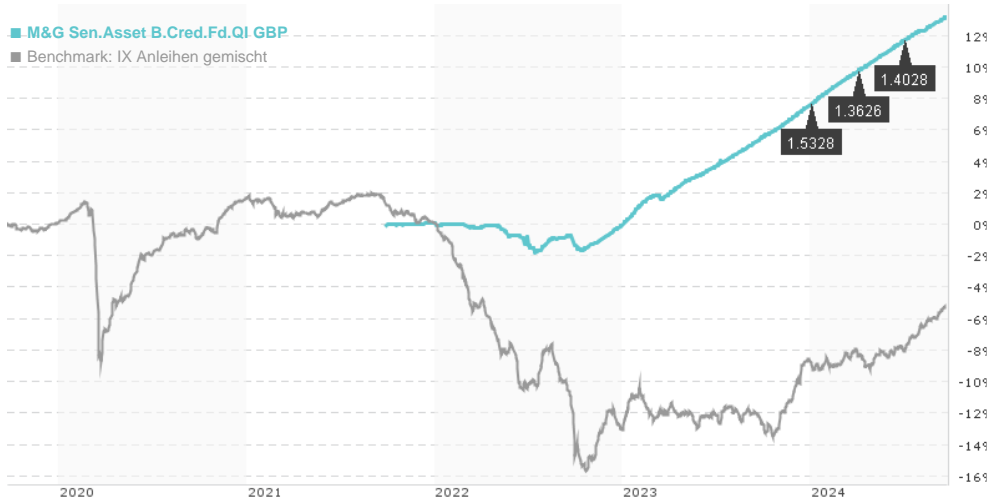


M&G Sen.Asset B.Cred.Fd.QI GBP / LU2008183001 / A3CYSV / M&G Luxembourg

Last 09/19/2024 <sup>1</sup>	Region	Branch	Type of yield	Type
102.94 GBP	Worldwide	Bonds: Mixed	paying dividend	Fixed-Income Fund

■ M&G Sen.Asset B.Cred.Fd.QI GBP  
■ Benchmark: IX Anleihen gemischt



Risk key figures

SRI	1	2	3	4	5	6	7	
Mountain-View Funds Rating <sup>2</sup>							EDA <sup>3</sup>	-

Yearly Performance

2023	+7.62%
2022	-0.16%

Master data		Conditions		Other figures	
Fund type	Single fund	Issue surcharge	0.00%	Minimum investment	EUR 50,000,000.00
Category	Bonds	Planned administr. fee	0.00%	Savings plan	-
Sub category	Bonds: Mixed	Deposit fees	0.00%	UCITS / OGAW	Yes
Fund domicile	Luxembourg	Redemption charge	0.00%	Performance fee	0.00%
Tranch volume	-	Ongoing charges	-	Redeployment fee	0.00%
Total volume	(09/19/2024) GBP 843.03 mill.	Dividends		Investment company	
Launch date	9/27/2021	01.07.2024	1.40 GBP	M&G Luxembourg	
KESt report funds	No	02.04.2024	1.36 GBP	16, Boulevard Royal, 2449, Luxembourg	
Business year start	01.01.	02.01.2024	1.53 GBP	Luxembourg	
Sustainability type	-	02.10.2023	1.41 GBP	https://www.mandg.lu	
Fund manager	Matthew Wardle, Scott Ellerby, Joseph Rice	03.07.2023	1.22 GBP		

Performance	1M	6M	YTD	1Y	2Y	3Y	5Y	Since start
Performance	+0.52%	+3.39%	+5.21%	+7.46%	+13.90%	+13.20%	-	+13.20%
Performance p.a.	-	-	-	+7.43%	+6.72%	+4.26%	-	+4.26%
Sharpe ratio	13.68	13.81	15.31	14.41	5.06	-	-	0.98
Volatility	0.20%	0.24%	0.25%	0.28%	0.65%	0.00%	0.00%	0.81%
Worst month	-	0.31%	0.31%	0.31%	-0.50%	-0.68%	0.00%	-0.68%
Best month	-	0.63%	0.78%	0.78%	1.19%	1.19%	0.00%	1.19%
Maximum loss	0.00%	-0.02%	-0.02%	-0.02%	-0.98%	0.00%	0.00%	-

Distribution permission

Austria, Germany, Switzerland, Luxembourg, Czech Republic

<sup>1</sup> Important note on update status: The displayed date refers exclusively to the calculation of the NAV.

<sup>2</sup> The Mountain-View Data Fund Rating calculates a comparative ranking for funds using yield, volatility and trend data. For more information visit [MVD Funds Rating](#)

<sup>3</sup> Displays the Ethical-Dynamical Ratio calculated according to standard criteria. The maximum value is 100. For more information visit [EDA](#)

**M&G Sen.Asset B.Cred.Fd.QI GBP / LU2008183001 / A3CYSV / M&G Luxembourg**

**Investment strategy**

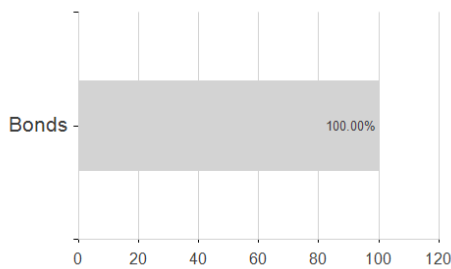
The Sub-Fund invests in Asset-Backed Securities and other floating rate instruments that are Investment Grade (i.e. at the time of investment are rated at least BBB- or equivalent by a recognised rating agency, such as Standard & Poor"s, Fitch or Moody"s, or in the case of unrated securities, securities which are deemed to be of comparable credit quality by the Investment Manager) and denominated in any currency. In usual market conditions, at least 70% of the portfolio will be invested in Asset Backed Securities and at least 80% of the portfolio is expected to be subject to a credit rating of at least AA-; this is a credit rating which is above that included in the definition of "Investment Grade" in the Prospectus and will mean that these are usually in the senior tranches for Asset Backed Securities which are towards the top of the capital structure. The Sub-Fund may invest up to 10% of its assets in securities that are not rated by any recognised rating agency, in which case a comparable internal credit rating will be used.

**Investment goal**

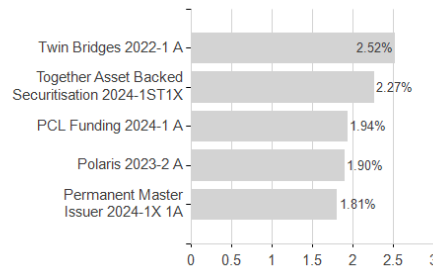
The Sub-Fund aims to provide a higher total return (the combination of income and capital growth) than that of the Benchmark over any three-year period, net of fees.

**Assessment Structure**

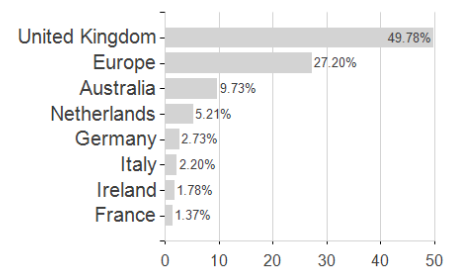
**Assets**



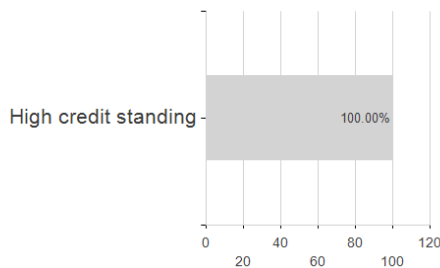
**Largest positions**



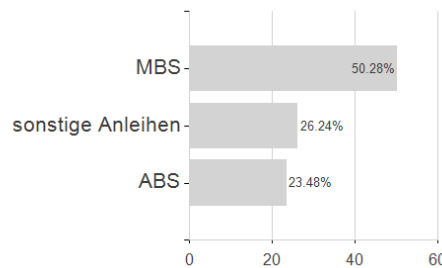
**Countries**



**Rating**



**Issuer**



**Duration**

