

AB SICAV I Int.Health Care Pf.A SGD / LU0289739699 / A2PR93 / AllianceBernstein LU

Last 05/23/2024 ¹	Region	Branch	Type of yield	Type
800.92 SGD	Worldwide	Sector Health / Pharma	reinvestment	Equity Fund



Risk key figures

SRI 1 2 3 4 5 6 7

Mountain-View Funds Rating² EDA³

77

Yearly Performance

2023	+7.76%
2022	-10.91%
2021	+25.78%
2020	+16.43%
2019	+18.45%

Master data		Conditions		Other figures	
Fund type	Single fund	Issue surcharge	5.00%	Minimum investment	SGD 3,000.00
Category	Equity	Planned administr. fee	0.00%	Savings plan	-
Sub category	Sector Health / Pharma	Deposit fees	0.50%	UCITS / OGAW	Yes
Fund domicile	Luxembourg	Redemption charge	0.00%	Performance fee	0.00%
Tranch volume	(05/23/2024) USD 63.16 mill.	Ongoing charges	-	Redeployment fee	0.00%
Total volume	(05/23/2024) USD 3,853.25 mill.	Dividends		Investment company	
Launch date	2/12/2007	AllianceBernstein LU			
KESr report funds	No	2-4, rue Eugene Ruppert, 2453, Luxembourg			
Business year start	01.06.	Luxembourg			
Sustainability type	-	https://www.alliancebernstein.com			
Fund manager	John H. Fogarty, Vinay Thapar				

Performance	1M	6M	YTD	1Y	2Y	3Y	5Y	Since start
Performance	+3.04%	+12.34%	+9.38%	+15.14%	+19.31%	+22.10%	+71.21%	+228.17%
Performance p.a.	-	-	-	+15.10%	+9.22%	+6.88%	+11.34%	+7.12%
Sharpe ratio	4.24	2.39	2.37	1.08	0.44	0.24	0.47	0.22
Volatility	9.48%	9.55%	9.33%	10.45%	12.43%	12.76%	15.95%	15.14%
Worst month	-	-4.27%	-4.27%	-4.27%	-5.25%	-8.61%	-8.61%	-10.56%
Best month	-	3.99%	3.99%	3.99%	7.39%	7.39%	10.98%	10.98%
Maximum loss	-1.20%	-5.28%	-5.28%	-6.49%	-9.05%	-18.75%	-22.78%	-

Distribution permission

Austria, Germany, Switzerland, Luxembourg

¹ Important note on update status: The displayed date refers exclusively to the calculation of the NAV.

² The Mountain-View Data Fund Rating calculates a comparative ranking for funds using yield, volatility and trend data. For more information visit [MVD Funds Rating](#)

DISCLAIMER: The information on this page are for informational purposes only and should neither an offer to sell nor a solicitation for the purchase of the security or recommendation in favor of the security to be understood. baha GmbH assumes no liability despite thorough searches for the accuracy of the data.

Funds data from: [www.mountain-view.com](#). Fact Sheet created by: [www.baha.com](#)

Created: 05/26/2024

AB SICAV I Int.Health Care Pf.A SGD / LU0289739699 / A2PR93 / AllianceBernstein LU

Investment strategy

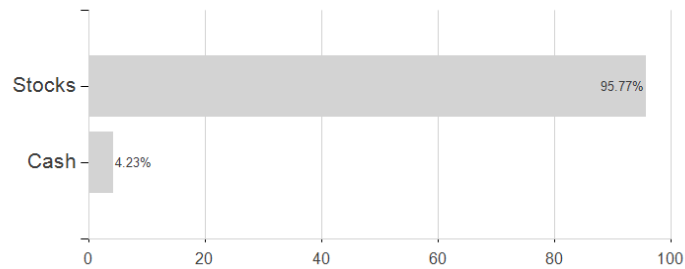
Under normal market conditions, the Portfolio typically invests at least 80%, and not less than two thirds, of its assets in equity securities of companies in health care and health care-related industries. These companies may be of any market capitalisation and from any country, including emerging market countries. The Investment Manager seeks to select securities that it believes offer superior long-term growth characteristics. The Portfolio may be exposed to any currency. The Portfolio uses derivatives for hedging (reducing risks) and efficient portfolio management.

Investment goal

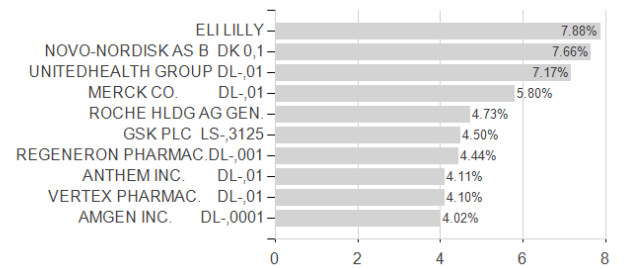
The Portfolio seeks to increase the value of your investment over time through capital growth

Assessment Structure

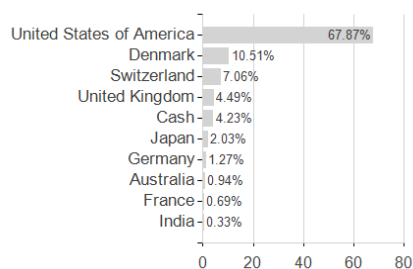
Assets



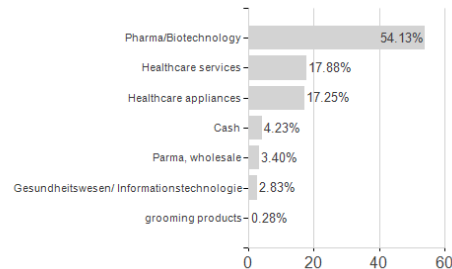
Largest positions



Countries



Branches



Currencies

