

M&G(Lux)Opt.Income Fd.JI Dis GBP H / LU1992162799 / A2PKQ7 / M&G Luxembourg

Last 09/20/2024 ¹	Region	Branch	Type of yield	Type
9.86 GBP	Worldwide	Mixed Fund/Focus Bonds	paying dividend	Mixed Fund

■ M&G(Lux)Opt.Income Fd.JI Dis GBP H
■ Benchmark: IX Mischfonds anleihenorient.



Risk key figures

SRI	1	2	3	4	5	6	7
Mountain-View Funds Rating ²							EDA ³
							68

Yearly Performance

2023	+12.64%
2022	-10.59%
2021	+2.47%
2020	+2.47%

Master data		Conditions		Other figures	
Fund type	Single fund	Issue surcharge	0.00%	Minimum investment	EUR 200,000,000.00
Category	Mixed Fund	Planned administr. fee	0.00%	Savings plan	-
Sub category	Mixed Fund/Focus Bonds	Deposit fees	0.40%	UCITS / OGAW	Yes
Fund domicile	Luxembourg	Redemption charge	0.00%	Performance fee	0.00%
Tranch volume	-	Ongoing charges	-	Redeployment fee	0.00%
Total volume	(09/20/2024) EUR 9,863.93 mill.	Dividends		Investment company	
Launch date	5/28/2019	22.04.2024	0.23 GBP	M&G Luxembourg	
KESr report funds	No	23.10.2023	0.23 GBP	16, Boulevard Royal, 2449, Luxembourg	
Business year start	01.04.	24.04.2023	0.21 GBP	Luxembourg	
Sustainability type	-	24.10.2022	0.19 GBP	https://www.mandg.lu	
Fund manager	Richard Woolnough, Stefan Isaacs	25.04.2022	0.12 GBP		

Performance	1M	6M	YTD	1Y	2Y	3Y	5Y	Since start
Performance	+1.16%	+4.87%	+4.37%	+11.88%	+19.81%	+4.55%	+12.91%	+16.31%
Performance p.a.	-	-	-	+11.85%	+9.45%	+1.49%	+2.45%	+2.88%
Sharpe ratio	2.88	1.22	0.51	1.46	0.93	-0.32	-0.17	-0.10
Volatility	3.86%	5.29%	5.23%	5.76%	6.47%	6.15%	5.87%	5.72%
Worst month	-	-2.11%	-2.11%	-2.11%	-4.97%	-4.97%	-9.33%	-9.33%
Best month	-	1.99%	4.41%	4.49%	4.67%	4.67%	5.38%	5.38%
Maximum loss	-0.60%	-2.64%	-2.87%	-3.21%	-5.28%	-17.49%	-17.49%	-

Distribution permission

Austria, Germany, Switzerland, Czech Republic

1 Important note on update status: The displayed date refers exclusively to the calculation of the NAV.

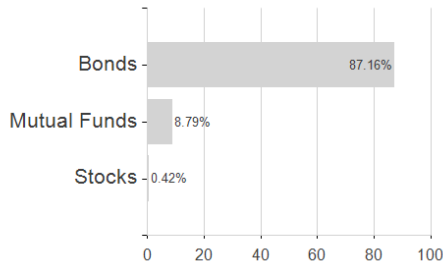
2 The Mountain-View Data Fund Rating calculates a comparative ranking for funds using yield, volatility and trend data. For more information visit [MVD Funds Rating](#)

3 Displays the Ethical-Dynamical Ratio calculated according to standard criteria. The maximum value is 100. For more information visit [EDA](#)

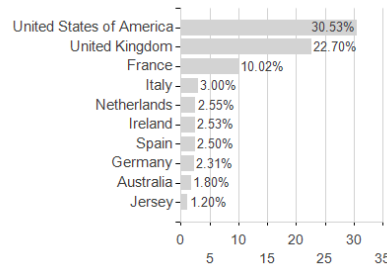
M&G(Lux)Opt.Income Fd.JI Dis GBP H / LU1992162799 / A2PKQ7 / M&G Luxembourg

Assessment Structure

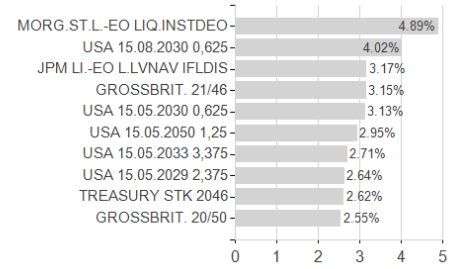
Assets



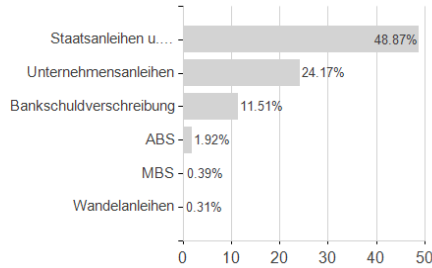
Countries



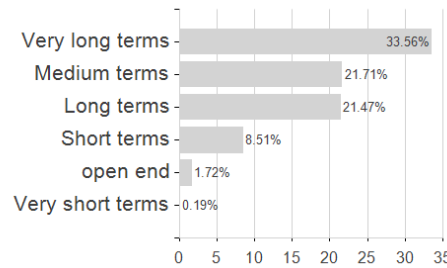
Largest positions



Issuer



Duration



Currencies

