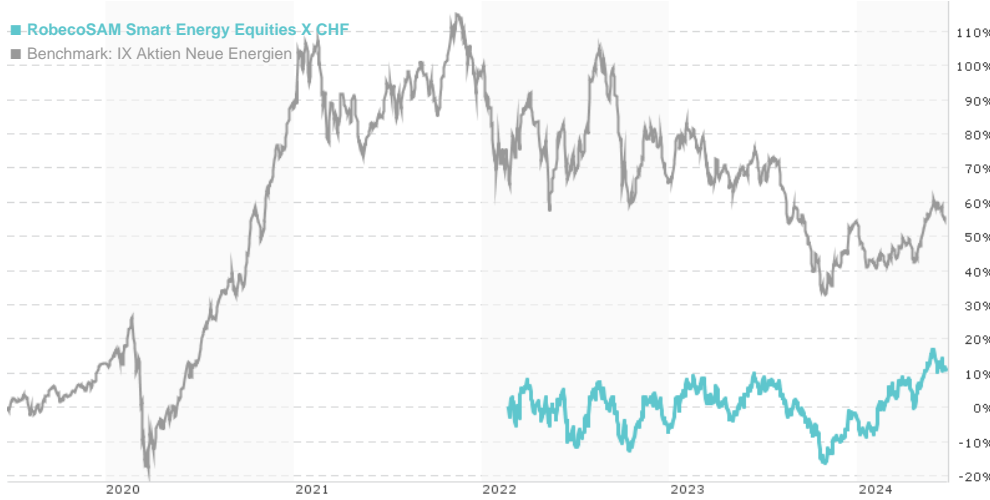


RobecoSAM Smart Energy Equities X CHF / LU2440107337 / A3DHT2 / Robeco Inst. AM

Last 06/20/2024 <sup>1</sup>	Region	Branch	Type of yield	Type
111.22 CHF	Worldwide	Sector Energy	reinvestment	Equity Fund



**Risk key figures**

SRI: 1 2 3 4 5 6 7

Mountain-View Funds Rating<sup>2</sup>: EDA<sup>3</sup>

▲▲▲▲▲▲

90

**Yearly Performance**

2023: +3.57%

Master data		Conditions		Other figures	
Fund type	Single fund	Issue surcharge	5.00%	Minimum investment	UNT 0
Category	Equity	Planned administr. fee	0.00%	Savings plan	-
Sub category	Sector Energy	Deposit fees	0.00%	UCITS / OGAW	Yes
Fund domicile	Luxembourg	Redemption charge	0.00%	Performance fee	0.00%
Tranch volume	-	Ongoing charges	-	Redeployment fee	0.00%
Total volume	(06/20/2024) EUR 3,160.01 mill.	<b>Dividends</b>		<b>Investment company</b>	
Launch date	2/22/2022	Robeco Inst. AM			
KEST report funds	Yes	Weena 850, 3014, Rotterdam			
Business year start	01.01.	Netherlands			
Sustainability type	New energies	https://www.robeco.com			
Fund manager	Roman Boner, Michael Studer, Sanaa Hakim				

Performance	1M	6M	YTD	1Y	2Y	3Y	5Y	Since start
Performance	-1.82%	+14.47%	+14.03%	+3.69%	+20.26%	-	-	+11.22%
Performance p.a.	-	-	-	+3.68%	+9.66%	-	-	+4.68%
Sharpe ratio	-1.13	1.44	1.49	0.00	0.28	-	-	0.04
Volatility	20.50%	19.09%	19.41%	19.00%	21.13%	0.00%	0.00%	22.79%
Worst month	-	-5.21%	-5.21%	-12.42%	-12.68%	-12.68%	0.00%	-12.68%
Best month	-	12.30%	12.30%	12.30%	15.57%	15.57%	0.00%	15.57%
Maximum loss	-5.62%	-8.47%	-8.47%	-23.12%	-23.99%	0.00%	0.00%	-

**Distribution permission**

Austria, Germany, Switzerland, Luxembourg

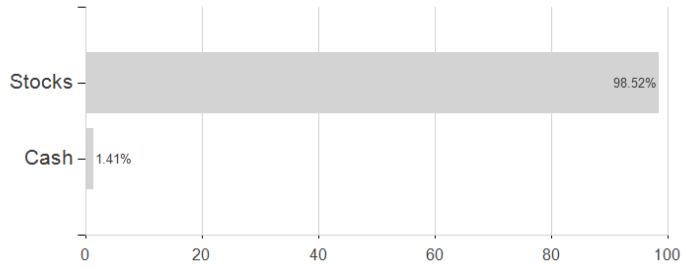
<sup>1</sup> Important note on update status: The displayed date refers exclusively to the calculation of the NAV.  
<sup>2</sup> The Mountain-View Data Fund Rating calculates a comparative ranking for funds using yield, volatility and trend data. For more information visit [MVD Funds Rating](#)  
 DISCLAIMER: The information on this page are for informational purposes only and should neither an offer to sell nor a solicitation for the purchase of the security or recommendation in favor of the security to be understood. baha GmbH assumes no liability despite thorough searches for the accuracy of the data.  
 Funds data from: www.mountain-view.com. Fact Sheet created by: www.baha.com  
 Created: 06/23/2024

**RobecoSAM Smart Energy Equities X CHF / LU2440107337 / A3DHT2 / Robeco Inst. AM**

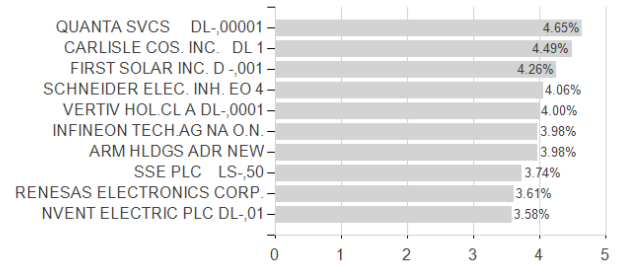
3 Displays the Ethical-Dynamical Ratio calculated according to standard criteria. The maximum value is 100. For more information visit [EDA](#)

**Assessment Structure**

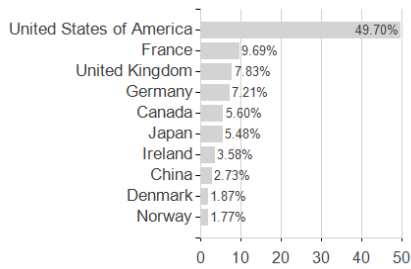
**Assets**



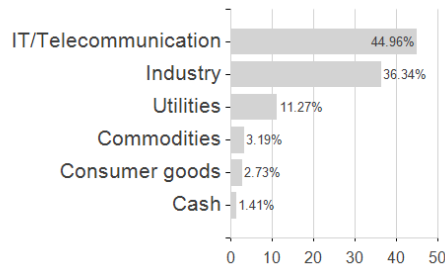
**Largest positions**



**Countries**



**Branches**



**Currencies**

