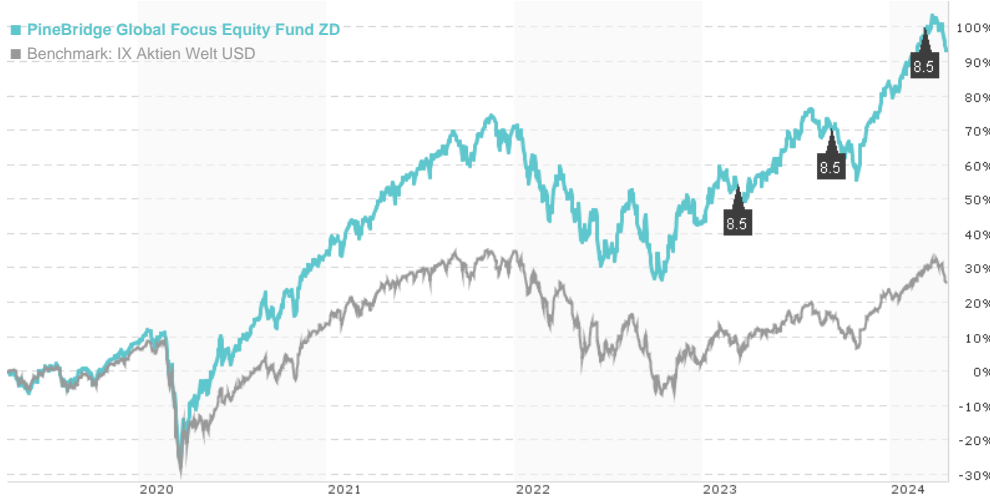


PineBridge Global Focus Equity Fund ZD / IE00BZ4T6W15 / A2JKGQ / PineBridge Inv. (IE)

Last 04/18/2024 ¹	Region	Branch	Type of yield	Type
2065.75 USD	Worldwide	Mixed Sectors	paying dividend	Equity Fund



Risk key figures

SRI	1	2	3	4	5	6	7
Mountain-View Funds Rating ²	EDA ³						

Yearly Performance

2023	+28.71%
2022	-16.43%
2021	+26.71%
2020	+24.55%
2019	+26.26%

Master data		Conditions		Other figures	
Fund type	Single fund	Issue surcharge	0.00%	Minimum investment	USD 25,000,000.00
Category	Equity	Planned administr. fee	0.00%	Savings plan	-
Sub category	Mixed Sectors	Deposit fees	0.00%	UCITS / OGAW	Yes
Fund domicile	Ireland	Redemption charge	0.00%	Performance fee	0.00%
Tranch volume	(07/30/2019) USD 27.06 mill.	Ongoing charges	-	Redeployment fee	0.00%
Total volume	(04/28/2023) USD 581.34 mill.	Dividends		Investment company	
Launch date	3/28/2017	07.03.2024	8.50 USD	PineBridge Inv. (IE)	
KESt report funds	Yes	07.09.2023	8.50 USD	7-11 Sir John Rogersons, Dublin 2, Dublin 2	
Business year start	01.01.	08.03.2023	8.50 USD	Ireland	
Sustainability type	-	07.09.2022	8.50 USD	https://www.pinebridge.com	
Fund manager	Anik Sen, Robert Hinchliffe	07.03.2022	8.50 USD		

Performance	1M	6M	YTD	1Y	2Y	3Y	5Y	Since start
Performance	-3.34%	+18.73%	+5.00%	+22.87%	+27.37%	+27.84%	+95.15%	+118.59%
Performance p.a.	-	-	-	+22.80%	+12.86%	+8.53%	+14.29%	+11.71%
Sharpe ratio	-3.83	3.36	1.38	1.71	0.54	0.29	0.54	0.45
Volatility	9.88%	11.06%	10.33%	11.08%	16.74%	16.15%	19.34%	17.35%
Worst month	-	-4.72%	-4.72%	-4.72%	-9.30%	-9.30%	-13.72%	-13.72%
Best month	-	9.38%	5.74%	9.38%	10.89%	10.89%	13.47%	13.47%
Maximum loss	-5.15%	-5.15%	-5.15%	-11.62%	-17.09%	-27.26%	-34.97%	-

Distribution permission

Austria, Germany, Switzerland

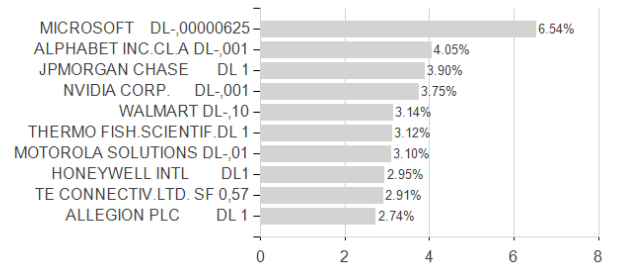
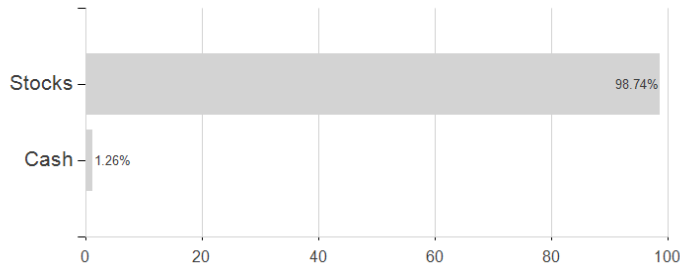
¹ Important note on update status: The displayed date refers exclusively to the calculation of the NAV.
² The Mountain-View Data Fund Rating calculates a comparative ranking for funds using yield, volatility and trend data. For more information visit [MVD Funds Rating](#)
³ Displays the Ethical-Dynamical Ratio calculated according to standard criteria. The maximum value is 100. For more information visit [EDA](#)

PineBridge Global Focus Equity Fund ZD / IE00BZ4T6W15 / A2JKGQ / PineBridge Inv. (IE)

Assessment Structure

Assets

Largest positions



Countries

Branches

Currencies

