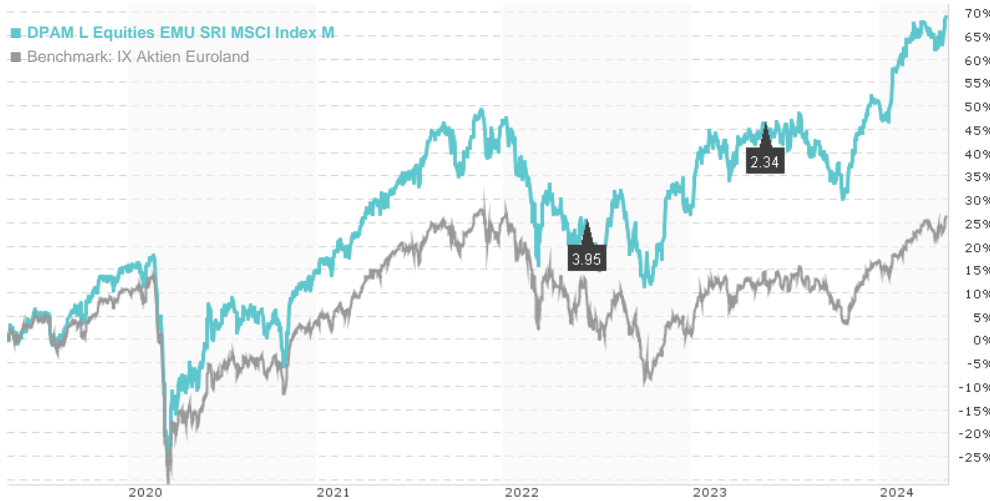


## DPAM L Equities EMU SRI MSCI Index M / LU1531781869 / DPAM33 / Degroof Petercam AS

Last 05/08/2024 <sup>1</sup>	Region	Branch	Type of yield	Type
169.07 EUR	Euroland	Mixed Sectors	paying dividend	Equity Fund



### Risk key figures

SRI 1 2 3 4 5 6 7

Mountain-View Funds Rating<sup>2</sup> EDA<sup>3</sup>

▲ ▲ ▲ ▲ ▲ ▲

### Yearly Performance

2023	+17.20%
2022	-12.08%
2021	+28.05%
2020	-0.22%
2019	+29.75%

Master data		Conditions		Other figures	
Fund type	Single fund	Issue surcharge	2.15%	Minimum investment	UNT 0
Category	Equity	Planned administr. fee	0.00%	Savings plan	-
Sub category	Mixed Sectors	Deposit fees	0.03%	UCITS / OGAW	Yes
Fund domicile	Luxembourg	Redemption charge	0.10%	Performance fee	0.00%
Tranch volume	(05/08/2024) EUR 0.424 mill.	Ongoing charges	-	Redeployment fee	0.00%
Total volume	(05/08/2024) EUR 65.59 mill.	Dividends		Investment company	
Launch date	12/27/2017	22.05.2023	2.34 EUR	Degroof Petercam AS	
KESr report funds	No	09.06.2022	3.95 EUR	12 Rue Eugène Ruppert, 2453, Luxembourg	
Business year start	01.01.	Luxembourg			
Sustainability type	Ethics/ecology	www.degroofpetercam.com			
Fund manager	M. Duchenne, P. Denef, A. Kerst				

Performance	1M	6M	YTD	1Y	2Y	3Y	5Y	Since start
Performance	+1.56%	+22.10%	+12.00%	+16.79%	+40.09%	+28.97%	+65.90%	+73.58%
Performance p.a.	-	-	-	+16.74%	+18.36%	+8.86%	+10.64%	+9.05%
Sharpe ratio	1.34	4.00	2.82	0.98	0.86	0.28	0.34	0.28
Volatility	12.62%	11.43%	12.29%	13.18%	16.93%	18.00%	20.30%	18.90%
Worst month	-	-2.06%	-2.06%	-4.42%	-6.68%	-6.68%	-13.72%	-13.72%
Best month	-	9.16%	4.41%	9.16%	10.73%	10.73%	17.46%	17.46%
Maximum loss	-2.57%	-3.70%	-3.70%	-12.37%	-15.57%	-25.44%	-37.57%	-

### Distribution permission

Austria, Switzerland, Luxembourg

<sup>1</sup> Important note on update status: The displayed date refers exclusively to the calculation of the NAV.

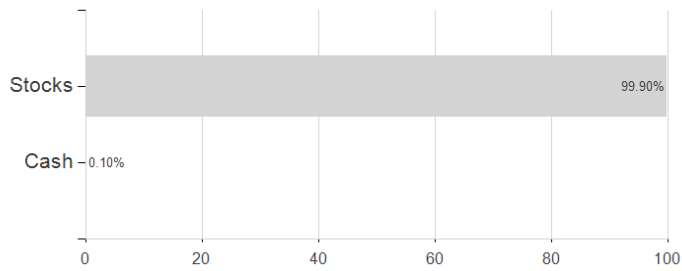
<sup>2</sup> The Mountain-View Data Fund Rating calculates a comparative ranking for funds using yield, volatility and trend data. For more information visit [MVD Funds Rating](#)

<sup>3</sup> Displays the Ethical-Dynamical Ratio calculated according to standard criteria. The maximum value is 100. For more information visit [EDA](#)

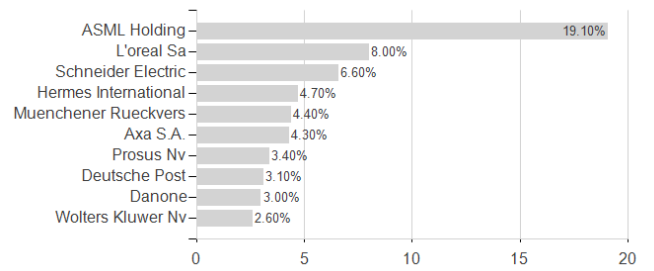
## DPAM L Equities EMU SRI MSCI Index M / LU1531781869 / DPAM33 / Degroof Petercam AS

### Assessment Structure

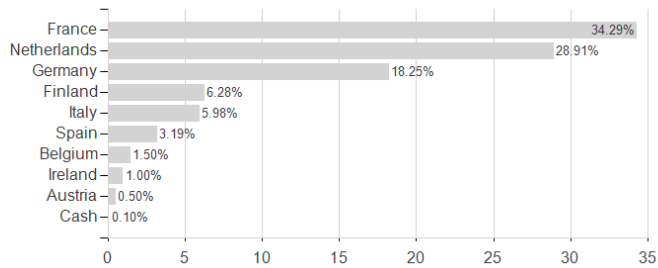
#### Assets



#### Largest positions



#### Countries



#### Branches

