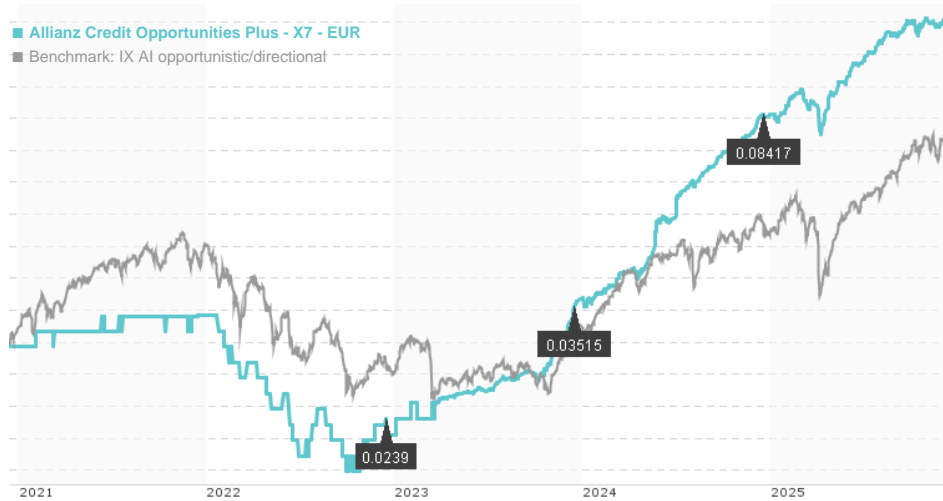


Allianz Credit Opportunities Plus - X7 - EUR / LU2002719982 / A2PK7X / Allianz GI.Investors

Last 12/12/2025 ¹	Region	Branch	Type of yield	Type
1.07 EUR	Worldwide	AI Hedgefonds Single Strategy	paying dividend	Alternative Investm.



Risk key figures

SRI	1	2	3	4	5	6	7
-----	---	---	---	---	---	---	---

Mountain-View Funds Rating ²	EDA ³
-	-

Yearly Performance

2024	+11.24%
2023	+8.97%
2022	-7.34%
2021	+1.99%
2020	+3.69%

Master data		Conditions		Other figures	
Fund type	Single fund	Issue surcharge	0.00%	Minimum investment	UNT 0
Category	Alternative Investments	Planned administr. fee	0.00%	Savings plan	-
Sub category	AI Hedgefonds Single Strategy	Deposit fees	0.00%	UCITS / OGAW	Yes
Fund domicile	Luxembourg	Redemption charge	0.00%	Performance fee	0.00%
Tranch volume	(12/12/2025) EUR 0.001 mill.	Ongoing charges	-	Redeployment fee	0.00%
Total volume	(12/12/2025) EUR 52.64 mill.	Dividends		Investment company	
Launch date	6/13/2019	16.12.2024	0.08 EUR	Allianz GI.Investors Bockenheimer Landstraße 42-44, 60323, Frankfurt am Main Germany https://www.allianzgi.com	
KESr report funds	No	15.12.2023	0.04 EUR		
Business year start	01.10.	15.12.2022	0.02 EUR		
Sustainability type	-	15.12.2021	0.02 EUR		
Fund manager	Grégoire Docq & Sébastien Ploton	15.12.2020	0.02 EUR		

Performance	1M	6M	YTD	1Y	2Y	3Y	5Y	Since start
Performance	-0.07%	+2.12%	+5.04%	+5.06%	+18.27%	+26.49%	+20.05%	+28.07%
Performance p.a.	-	-	-	+5.06%	+8.74%	+8.14%	+3.72%	+3.88%
Sharpe ratio	-2.64	1.56	1.66	1.55	3.37	2.57	0.47	0.48
Volatility	1.13%	1.41%	1.96%	1.91%	1.98%	2.36%	3.50%	3.73%
Worst month	-	-0.19%	-0.87%	-0.87%	-0.87%	-0.87%	-4.04%	-4.04%
Best month	-	1.05%	1.05%	1.05%	2.78%	2.78%	2.78%	2.78%
Maximum loss	-0.28%	-0.75%	-2.43%	-2.43%	-2.43%	-2.43%	-9.62%	-

Distribution permission

Austria, Germany, Switzerland, Luxembourg

¹ Important note on update status: The displayed date refers exclusively to the calculation of the NAV.

² The Mountain-View Data Fund Rating calculates a comparative ranking for funds using yield, volatility and trend data. For more information visit [MVD Funds Rating](#)

³ Displays the Ethical-Dynamical Ratio calculated according to standard criteria. The maximum value is 100. For more information visit [EDA](#)

Allianz Credit Opportunities Plus - X7 - EUR / LU2002719982 / A2PK7X / Allianz GI.Investors

Investment strategy

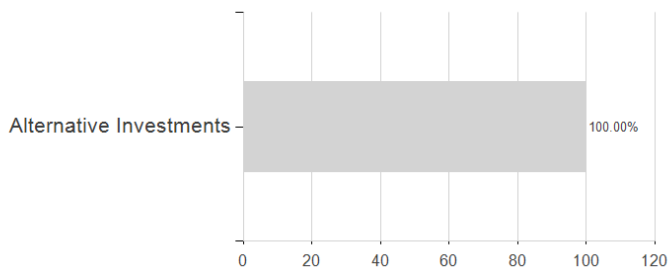
Sub-Fund assets may be completely invested in Emerging Markets. Sub-Fund assets (excluding ABS/MBS) may be completely invested in High Yield bonds bearing a typically higher risk and higher potential of gains. Max. 20% of Sub-Fund assets may be invested in ABS and/or MBS with a good credit rating. We focus on credit long / short strategies which are mainly implemented in the corporate bond market, via bonds, derivatives and cash. The strategies may vary in respect of credit-rating requirements, regional exposure and some may also take advantage of event driven opportunities within the corporate bond market. Max. 100% Sub-Fund assets may be held in deposits and/or may be invested directly in Money Market Instruments and/or (up to 10% of Sub-Fund assets) in money market funds on a temporary basis for liquidity management and/or defensive purpose. Max. 10% non-EUR Currency Exposure. The Duration of Sub-Fund assets should be between minus 3 and plus 6 years.

Investment goal

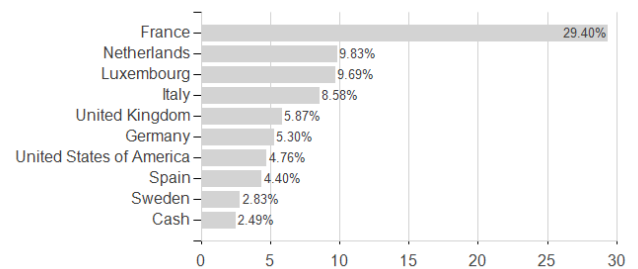
Superior risks adjusted returns by investing in global bond markets. Sub-Fund assets are primarily invested in global bonds as described in the investment objective

Assessment Structure

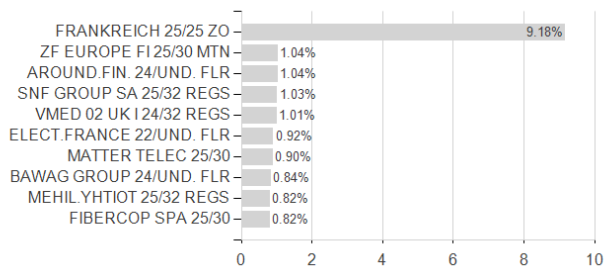
Assets



Countries



Largest positions



Currencies

