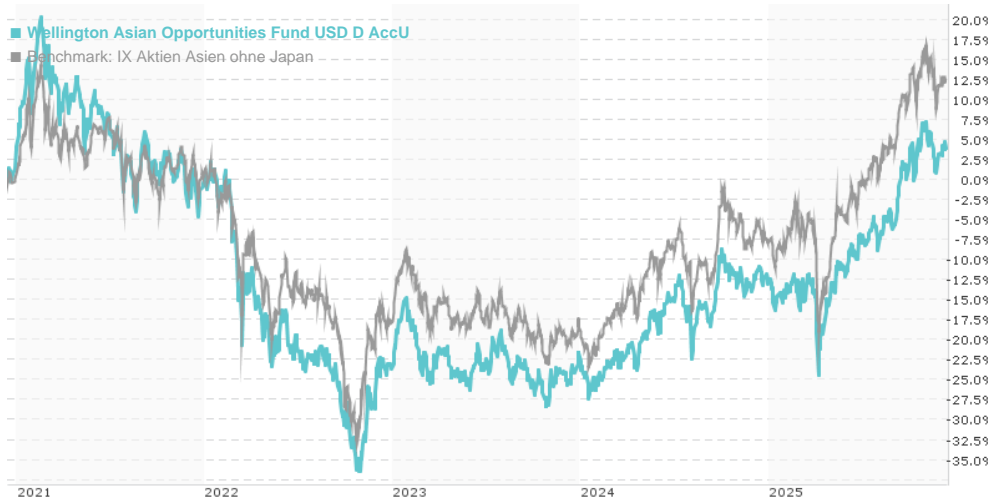


Wellington Asian Opportunities Fund USD D AccU / LU1854458954 / A2JRMK / Wellington (LU)

Last 12/11/2025 ¹	Region	Branch	Type of yield	Type
14.10 USD	Asia (excl. Japan)	Mixed Sectors	reinvestment	Equity Fund



Risk key figures

SRI 1 2 3 4 5 6 7

Mountain-View Funds Rating²

EDA³

▲ ▲ ▲ ▲ ▲ ▲

Yearly Performance

2024	+10.87%
2023	+2.73%
2022	-23.71%
2021	-3.87%
2020	+30.67%

Master data		Conditions		Other figures	
Fund type	Single fund	Issue surcharge	5.00%	Minimum investment	USD 5,000.00
Category	Equity	Planned administr. fee	0.00%	Savings plan	-
Sub category	Mixed Sectors	Deposit fees	0.00%	UCITS / OGAW	Yes
Fund domicile	Luxembourg	Redemption charge	0.00%	Performance fee	0.00%
Tranch volume	(12/11/2025) USD 21.55 mill.	Ongoing charges	-	Redeployment fee	0.00%
Total volume	(12/11/2025) USD 232.52 mill.	Dividends		Investment company	
Launch date	7/23/2018	Wellington (LU)			
KESr report funds	Yes	280 Congress Street, 02210, Boston,Massachusetts			
Business year start	01.10.	United States of America			
Sustainability type	-	https://www.wellington.com			
Fund manager	Niraj Dilip Bhagwat				

Performance	1M	6M	YTD	1Y	2Y	3Y	5Y	Since start
Performance	-1.72%	+13.17%	+19.51%	+17.29%	+39.30%	+35.48%	+4.05%	+39.22%
Performance p.a.	-	-	-	+17.29%	+18.00%	+10.65%	+0.80%	+4.58%
Sharpe ratio	-2.01	1.97	1.06	0.88	0.97	0.54	-0.07	0.13
Volatility	10.76%	13.15%	17.57%	17.23%	16.37%	16.04%	18.10%	18.61%
Worst month	-	-2.77%	-2.77%	-2.77%	-6.00%	-8.25%	-11.27%	-14.03%
Best month	-	8.12%	8.12%	8.12%	8.12%	8.12%	18.35%	18.35%
Maximum loss	-4.75%	-5.99%	-14.26%	-15.21%	-17.19%	-17.19%	-47.17%	-

Distribution permission

Austria, Germany, Switzerland, Luxembourg

¹ Important note on update status: The displayed date refers exclusively to the calculation of the NAV.

² The Mountain-View Data Fund Rating calculates a comparative ranking for funds using yield, volatility and trend data. For more information visit [MVD Funds Rating](#)

³ Displays the Ethical-Dynamical Ratio calculated according to standard criteria. The maximum value is 100. For more information visit [EDA](#)

Wellington Asian Opportunities Fund USD D AccU / LU1854458954 / A2JRMK / Wellington (LU)

Investment strategy

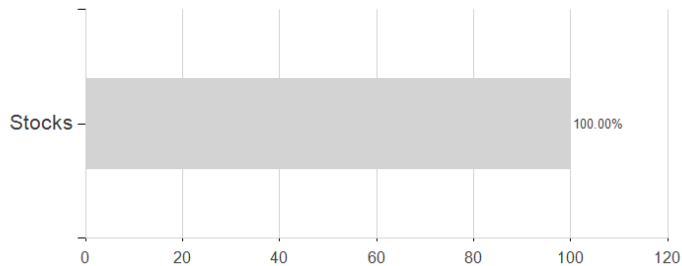
The Fund will invest primarily in shares and other securities with equity characteristics issued by companies with market capitalisations in excess of US\$500 million. Up to 15% of the Fund may be invested in companies domiciled outside of the Asia ex Japan region. The Fund may invest either directly or via derivatives. Derivatives may be used to hedge (manage) risk and for investment purposes (such as gaining exposure to a security).

Investment goal

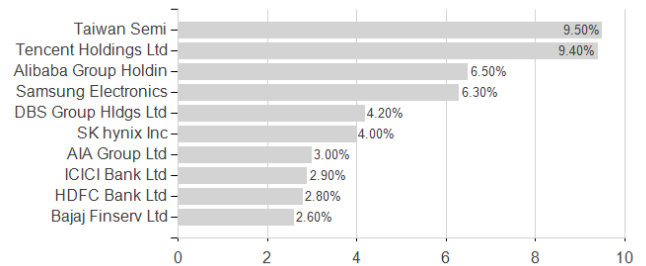
The Fund seeks long-term total returns in excess of the MSCI All Country Asia Ex Japan Index (the "Index"). The Fund will be actively managed, investing primarily in companies listed or operating in the Asia ex Japan region. The Fund is unconstrained, investing in developed and emerging markets in the region with country and sector allocations driven by stock selection.

Assessment Structure

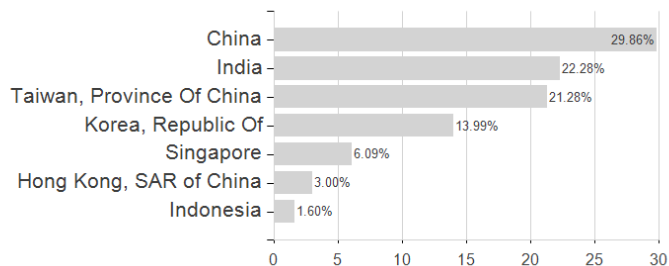
Assets



Largest positions



Countries



Branches

