

Schroder ISF All China Cred.Inc.I H / LU2066577581 / A2PTZK / Schroder IM (EU)

| Last 05/17/2024 ¹ | Region | Branch | Type of yield | Type |
|------------------------------|---------------|--------------|---------------|-------------------|
| 721.93 CNH | Greater China | Bonds: Mixed | reinvestment | Fixed-Income Fund |



Risk key figures

SRI 1 2 3 4 5 6 7

Mountain-View Funds Rating² EDA³

75

Yearly Performance

2023 +2.35%

| Master data | | Conditions | | Other figures | |
|---------------------|------------------------------|---|-------|--------------------|------------------|
| Fund type | Single fund | Issue surcharge | 0.00% | Minimum investment | USD 5,000,000.00 |
| Category | Bonds | Planned administr. fee | 0.00% | Savings plan | - |
| Sub category | Bonds: Mixed | Deposit fees | 0.00% | UCITS / OGAW | Yes |
| Fund domicile | Luxembourg | Redemption charge | 0.00% | Performance fee | 0.00% |
| Tranch volume | (05/17/2024) USD 27.42 mill. | Ongoing charges | - | Redeployment fee | 0.00% |
| Total volume | (05/17/2024) USD 30.95 mill. | Dividends | | Investment company | |
| Launch date | 11/12/2019 | Schroder IM (EU) | | | |
| KESr report funds | Yes | 5, rue Höhenhof, 1736, Senningerberg | | | |
| Business year start | 01.01. | Luxembourg | | | |
| Sustainability type | - | https://www.schroders.com | | | |
| Fund manager | Peng Fong Ng | | | | |

| Performance | 1M | 6M | YTD | 1Y | 2Y | 3Y | 5Y | Since start |
|------------------|--------|--------|--------|--------|--------|-------|-------|-------------|
| Performance | +1.29% | +5.45% | +2.28% | +3.94% | - | - | - | +7.47% |
| Performance p.a. | - | - | - | +3.93% | - | - | - | +5.05% |
| Sharpe ratio | 6.90 | 2.82 | 0.96 | 0.04 | - | - | - | 0.36 |
| Volatility | 1.88% | 2.65% | 2.51% | 3.13% | 0.00% | 0.00% | 0.00% | 3.40% |
| Worst month | - | -0.53% | -0.53% | -2.17% | -2.17% | 0.00% | 0.00% | -2.17% |
| Best month | - | 2.95% | 2.01% | 2.95% | 3.64% | 0.00% | 0.00% | 3.64% |
| Maximum loss | -0.26% | -0.80% | -0.80% | -4.61% | 0.00% | 0.00% | 0.00% | - |

Distribution permission

Austria, Germany, Switzerland, Luxembourg

¹ Important note on update status: The displayed date refers exclusively to the calculation of the NAV.

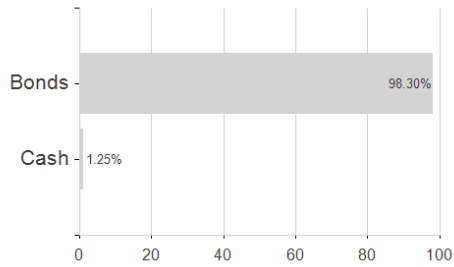
² The Mountain-View Data Fund Rating calculates a comparative ranking for funds using yield, volatility and trend data. For more information visit [MVD Funds Rating](#)

³ Displays the Ethical-Dynamical Ratio calculated according to standard criteria. The maximum value is 100. For more information visit [EDA](#)

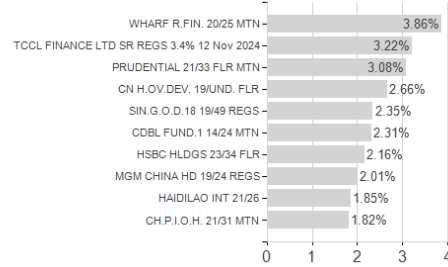
Schroder ISF All China Cred.Inc.I H / LU2066577581 / A2PTZK / Schroder IM (EU)

Assessment Structure

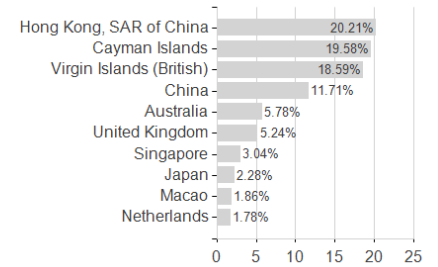
Assets



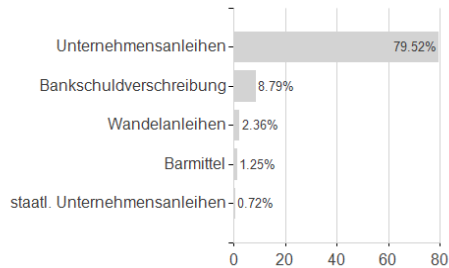
Largest positions



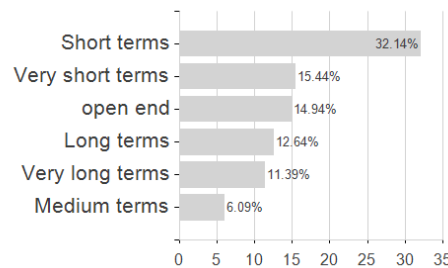
Countries



Issuer



Duration



Currencies

