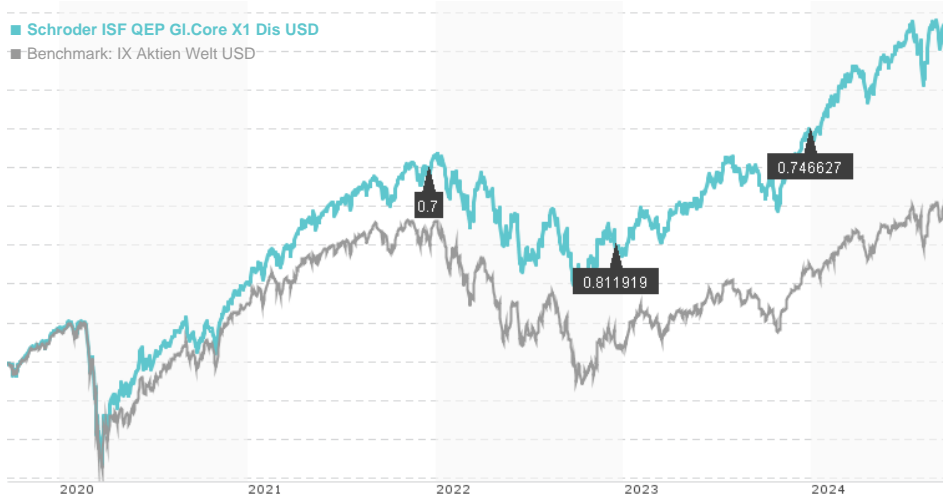


Schroder ISF QEP GI.Core X1 Dis USD / LU1423899597 / A2JCBX / Schroder IM (EU)

Last 09/19/2024 <sup>1</sup>	Region	Branch	Type of yield	Type
58.62 USD	Worldwide	Mixed Sectors	paying dividend	Equity Fund



Risk key figures

SRI	1	2	3	4	5	6	7
Mountain-View Funds Rating <sup>2</sup>	EDA <sup>3</sup>						
	74						

Yearly Performance

2023	+24.01%
2022	-15.80%
2021	+26.59%
2020	+11.39%
2019	+25.59%

Master data		Conditions		Other figures	
Fund type	Single fund	Issue surcharge	0.00%	Minimum investment	EUR 22,500,000.00
Category	Equity	Planned administr. fee	0.00%	Savings plan	-
Sub category	Mixed Sectors	Deposit fees	0.30%	UCITS / OGAW	Yes
Fund domicile	Luxembourg	Redemption charge	0.00%	Performance fee	0.00%
Tranch volume	(09/19/2024) USD 589.08 mill.	Ongoing charges	-	Redeployment fee	0.00%
Total volume	(09/19/2024) USD 3,686.96 mill.	<b>Dividends</b>		<b>Investment company</b>	
Launch date	6/15/2016	28.12.2023	0.75 USD	Schroder IM (EU)	
KEST report funds	Yes	15.12.2022	0.81 USD	5, rue Höhenhof, 1736, Senningerberg	
Business year start	01.01.	16.12.2021	0.70 USD	Luxembourg	
Sustainability type	-	17.12.2020	0.61 USD	https://www.schroders.com	
Fund manager	Lukas Kamblevicius, Stephen Langford	19.12.2019	0.72 USD		

Performance	1M	6M	YTD	1Y	2Y	3Y	5Y	Since start
Performance	+1.85%	+8.80%	+18.75%	+26.90%	+48.19%	+33.29%	+89.00%	+142.99%
Performance p.a.	-	-	-	+26.82%	+21.70%	+10.05%	+13.56%	+12.01%
Sharpe ratio	1.65	1.22	2.07	2.07	1.40	0.45	0.58	0.56
Volatility	12.47%	12.04%	11.47%	11.31%	13.07%	14.79%	17.44%	15.23%
Worst month	-	-3.80%	-3.80%	-3.84%	-8.68%	-8.68%	-12.52%	-12.52%
Best month	-	4.45%	4.85%	8.69%	8.69%	8.69%	12.24%	12.24%
Maximum loss	-3.97%	-8.63%	-8.63%	-8.63%	-9.26%	-23.22%	-33.32%	-

Distribution permission

Austria, Germany, Switzerland, Czech Republic

1 Important note on update status: The displayed date refers exclusively to the calculation of the NAV.  
 2 The Mountain-View Data Fund Rating calculates a comparative ranking for funds using yield, volatility and trend data. For more information visit [MVD Funds Rating](#)  
 3 Displays the Ethical-Dynamical Ratio calculated according to standard criteria. The maximum value is 100. For more information visit [EDA](#)

**Schroder ISF QEP GI.Core X1 Dis USD / LU1423899597 / A2JCBX / Schroder IM (EU)**

**Investment strategy**

The fund is actively managed and invests at least two-thirds of its assets in a diversified portfolio of equity and equityrelated securities of companies worldwide. The fund's weight in a single country, region or sector will typically be within 3% of the target index whilst the weight of each security will typically be within 0.75% of the benchmark. The fund focuses on companies that have certain "Value" and/or "Quality" characteristics. Value is assessed by looking at indicators such as cash flows, dividends and earnings to identify securities which the investment manager believes have been undervalued by the market. Quality is assessed by looking at indicators such as a company's profitability, stability, financial strength, governance and structural growth.

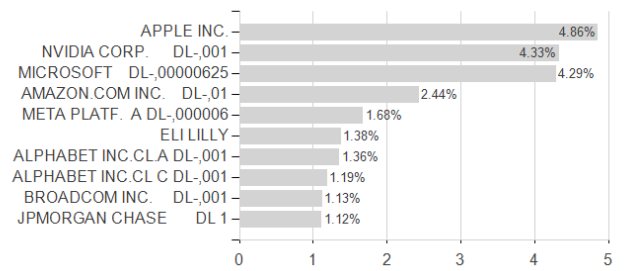
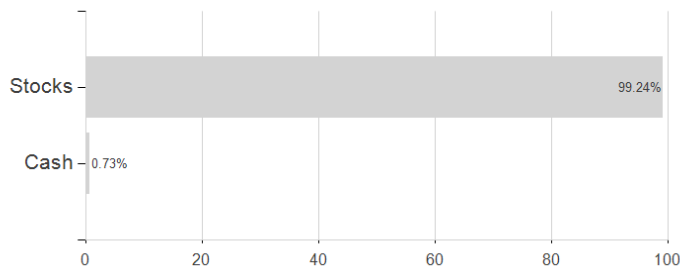
**Investment goal**

The fund aims to provide capital growth and income in excess of the MSCI World (Net TR) Index after fees have been deducted over a three to five year period by investing in equities of companies worldwide.

**Assessment Structure**

**Assets**

**Largest positions**



**Countries**

**Branches**

**Currencies**

