

Schroder ISF EM Multi-Asset.A Dis HKD / LU1725190679 / A2H8FQ / Schroder IM (EU)

Last 05/27/2024 ¹	Region	Branch	Type of yield	Type
602.24 HKD	Emerging Markets	Mixed fund/flexible	paying dividend	Mixed Fund

■ Schroder ISF EM Multi-Asset.A Dis HKD
■ Benchmark: IX Mischfonds flexibel



Risk key figures

SRI 1 2 3 4 5 6 7

Mountain-View Funds Rating² EDA³

76

Yearly Performance

2023	+8.64%
2022	-19.21%
2021	-6.84%

Master data		Conditions		Other figures	
Fund type	Single fund	Issue surcharge	5.00%	Minimum investment	USD 1,000.00
Category	Mixed Fund	Planned administr. fee	0.00%	Savings plan	-
Sub category	Mixed fund/flexible	Deposit fees	0.30%	UCITS / OGAW	Yes
Fund domicile	Luxembourg	Redemption charge	0.00%	Performance fee	0.00%
Tranch volume	(05/27/2024) USD 1.27 mill.	Ongoing charges	-	Redeployment fee	0.00%
Total volume	(05/27/2024) USD 130.79 mill.	Dividends		Investment company	
Launch date	11/28/2017	25.04.2024	2.18 HKD	Schroder IM (EU) 5, rue Höhenhof, 1736, Senningerberg Luxembourg https://www.schroders.com	
KESr report funds	Yes	28.03.2024	2.19 HKD		
Business year start	01.01.	29.02.2024	2.17 HKD		
Sustainability type	-	25.01.2024	2.12 HKD		
Fund manager	Dorian Carrell, Remi Olu-Pitan	28.12.2023	2.16 HKD		

Performance	1M	6M	YTD	1Y	2Y	3Y	5Y	Since start
Performance	+3.65%	+9.62%	+5.70%	+12.52%	+11.07%	-13.96%	-	-13.58%
Performance p.a.	-	-	-	+12.56%	+5.38%	-4.88%	-	-4.24%
Sharpe ratio	8.11	2.04	1.33	0.92	0.14	-0.68	-	-0.63
Volatility	6.88%	8.13%	8.34%	9.54%	11.57%	12.85%	0.00%	12.83%
Worst month	-	-2.95%	-2.95%	-4.28%	-8.20%	-8.20%	0.00%	-8.20%
Best month	-	6.36%	3.66%	6.36%	11.23%	11.23%	0.00%	11.23%
Maximum loss	-1.21%	-4.48%	-4.48%	-10.31%	-16.82%	-35.22%	0.00%	-

Distribution permission

Austria, Germany, Switzerland, Luxembourg

¹ Important note on update status: The displayed date refers exclusively to the calculation of the NAV.

² The Mountain-View Data Fund Rating calculates a comparative ranking for funds using yield, volatility and trend data. For more information visit [MVD Funds Rating](#)

³ Displays the Ethical-Dynamical Ratio calculated according to standard criteria. The maximum value is 100. For more information visit [EDA](#)

Schroder ISF EM Multi-Asset.A Dis HKD / LU1725190679 / A2H8FQ / Schroder IM (EU)

Investment strategy

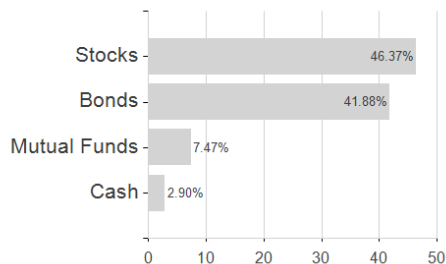
The fund is actively managed and invests at least two-thirds of its assets directly in equity and equity related securities, fixed income securities and alternative asset classes of emerging markets countries worldwide or companies which derive a significant proportion of their revenues or profits from emerging markets countries worldwide. The fund may actively allocate its assets in money market investments and currencies especially to mitigate losses in falling markets. The fund may invest: - in excess of 50% of its assets in below investment grade (fixed and floating rate) securities (being securities with a credit rating below investment grade as measured by Standard & Poor's or any equivalent grade of other credit rating agencies) and unrated securities, - in excess of 50% of its assets in emerging market debt (fixed and floating rate) securities, - up to 20% of its assets in asset backed securities and mortgage-backed securities, - up to 10% of its assets in alternative asset classes (as defined in appendix III of this prospectus) indirectly through Exchange Traded funds, REITs or open-ended investment funds, and - up to 10% of its assets in open-ended investment funds.

Investment goal

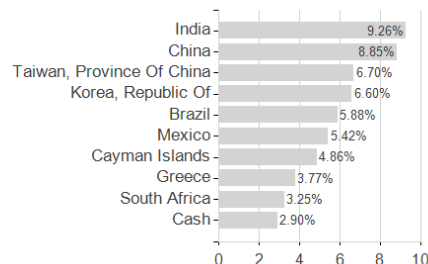
The fund aims to deliver capital growth and income over a three to five year period after fees have been deducted by investing in a diversified range of assets in emerging markets worldwide.

Assessment Structure

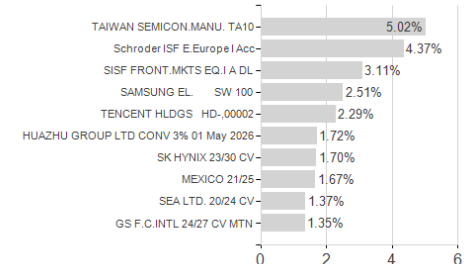
Assets



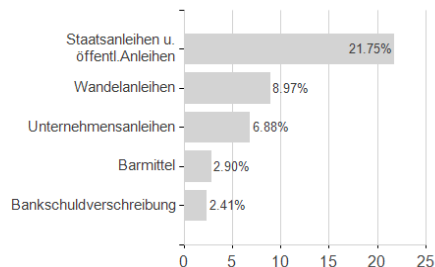
Countries



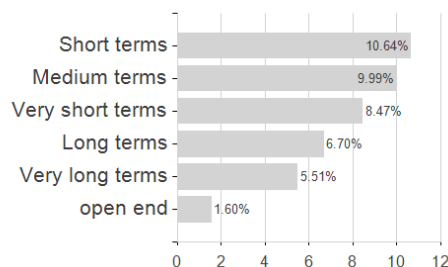
Largest positions



Issuer



Duration



Currencies

