

Schroder ISF As.Opp.C Acc SEK H / LU1436220294 / A2AMEW / Schroder IM (EU)

Last 09/25/2024 <sup>1</sup>	Region	Branch	Type of yield	Type
182.15 SEK	Asia (excl. Japan)	Mixed Sectors	reinvestment	Equity Fund



Risk key figures						
SRI	1	2	3	4	5	6 7
Mountain-View Funds Rating <sup>2</sup>						EDA <sup>3</sup>
						77

Yearly Performance	
2023	-1.47%
2022	-21.93%
2021	-9.34%

Master data		Conditions		Other figures	
Fund type	Single fund	Issue surcharge	1.00%	Minimum investment	USD 1,000.00
Category	Equity	Planned administr. fee	0.00%	Savings plan	-
Sub category	Mixed Sectors	Deposit fees	0.30%	UCITS / OGAW	Yes
Fund domicile	Luxembourg	Redemption charge	0.00%	Performance fee	0.00%
Tranch volume	(09/25/2024) USD 0.032 mill.	Ongoing charges	-	Redeployment fee	0.00%
Total volume	(09/25/2024) USD 5,601.84 mill.	Dividends		Investment company	
Launch date	7/6/2016	Schroder IM (EU)			
KEST report funds	Yes	5, rue Höhenhof, 1736, Senningerberg			
Business year start	01.01.	Luxembourg			
Sustainability type	-	https://www.schroders.com			
Fund manager	Toby Hudson				

Performance	1M	6M	YTD	1Y	2Y	3Y	5Y	Since start
Performance	+4.13%	+9.98%	+11.37%	+15.12%	+19.01%	-15.66%	-	-22.33%
Performance p.a.	-	-	-	+15.07%	+9.09%	-5.52%	-	-6.60%
Sharpe ratio	4.89	1.12	0.83	0.80	0.33	-0.49	-	-0.57
Volatility	12.30%	15.44%	14.99%	14.58%	17.15%	18.15%	0.00%	17.59%
Worst month	-	-1.06%	-5.84%	-5.84%	-12.54%	-12.54%	0.00%	-12.54%
Best month	-	3.93%	4.90%	4.90%	20.48%	20.48%	0.00%	20.48%
Maximum loss	-3.52%	-10.89%	-10.89%	-10.89%	-20.06%	-38.67%	0.00%	-

**Distribution permission**  
Austria, Germany, Switzerland, Luxembourg, Czech Republic

<sup>1</sup> Important note on update status: The displayed date refers exclusively to the calculation of the NAV.  
<sup>2</sup> The Mountain-View Data Fund Rating calculates a comparative ranking for funds using yield, volatility and trend data. For more information visit [MVD Funds Rating](#)

**Schroder ISF As.Opp.C Acc SEK H / LU1436220294 / A2AMEW / Schroder IM (EU)**

**Investment strategy**

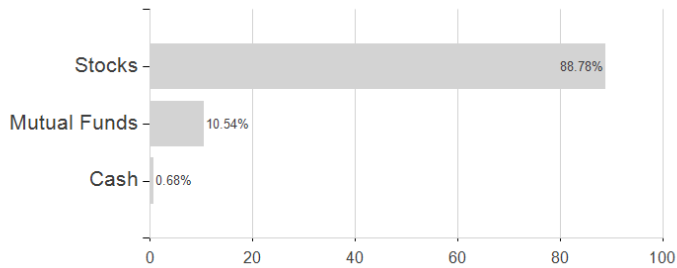
The fund is actively managed and invests at least two-thirds of its assets in equity and equity related securities of Asian companies (excluding Japan).

**Investment goal**

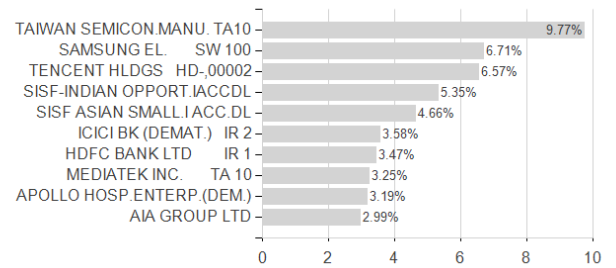
The fund aims to provide capital growth in excess of the MSCI AC Asia ex Japan (Net TR) Index after fees have been deducted over a three to five year period by investing in equities of Asian companies (excluding Japan).

**Assessment Structure**

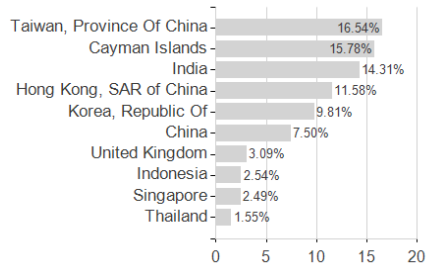
**Assets**



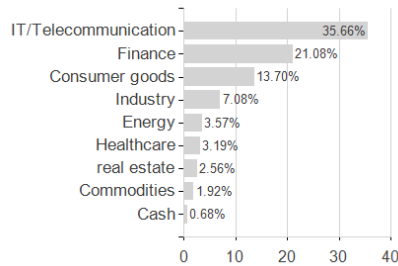
**Largest positions**



**Countries**



**Branches**



**Currencies**

