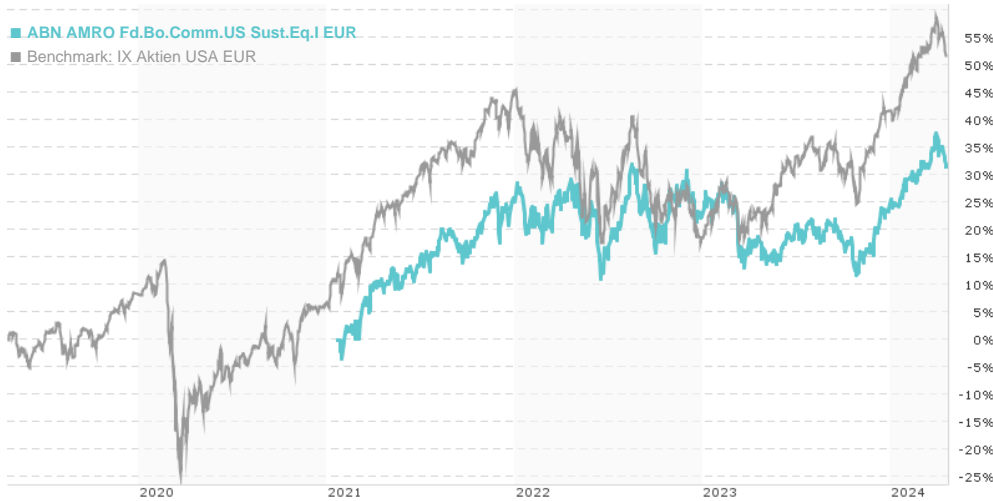


ABN AMRO Fd.Bo.Comm.US Sust.Eq.I EUR / LU2276928475 / A2QNLQ / ABN AMRO Inv. Sol.

Last 04/18/2024 ¹	Country	Branch	Type of yield	Type
131.52 EUR	United States of America	Mixed Sectors	reinvestment	Equity Fund



Risk key figures

SRI 1 2 3 4 5 6 7

Mountain-View Funds Rating² EDA³

▲ ▲ ▲ ▲ ▲ ▲

Yearly Performance

2023	+1.03%
2022	-2.17%
2021	+25.25%

Master data		Conditions		Other figures	
Fund type	Single fund	Issue surcharge	0.00%	Minimum investment	EUR 1,000,000.00
Category	Equity	Planned administr. fee	0.00%	Savings plan	-
Sub category	Mixed Sectors	Deposit fees	0.00%	UCITS / OGAW	Yes
Fund domicile	Luxembourg	Redemption charge	0.00%	Performance fee	0.00%
Tranch volume	(04/18/2024) USD 22.87 mill.	Ongoing charges	-	Redeployment fee	0.00%
Total volume	-	Dividends		Investment company	
Launch date	1/22/2021	ABN AMRO Inv. Sol.			
KESr report funds	Yes				
Business year start	01.01.				
Sustainability type	Ethics/ecology	https://www.abnamroinvestmentsolutions.com			
Fund manager	Geeta Aiyer,Praveen Abichandani,Corné Biemans				

Performance	1M	6M	YTD	1Y	2Y	3Y	5Y	Since start
Performance	-0.36%	+12.44%	+6.24%	+11.33%	+1.92%	+19.56%	-	+31.52%
Performance p.a.	-	-	-	+11.29%	+0.96%	+6.14%	-	+8.83%
Sharpe ratio	-0.70	1.85	1.77	0.64	-0.18	0.14	-	0.31
Volatility	11.57%	12.21%	10.74%	11.70%	16.33%	15.86%	0.00%	16.06%
Worst month	-	-4.47%	-4.47%	-4.47%	-7.52%	-7.52%	0.00%	-7.52%
Best month	-	4.84%	4.84%	5.07%	10.02%	10.02%	0.00%	10.02%
Maximum loss	-4.47%	-4.47%	-4.47%	-8.38%	-15.29%	-15.29%	0.00%	-

Distribution permission

Austria, Germany, Switzerland, Luxembourg

¹ Important note on update status: The displayed date refers exclusively to the calculation of the NAV.

² The Mountain-View Data Fund Rating calculates a comparative ranking for funds using yield, volatility and trend data. For more information visit [MVD Funds Rating](#)

³ Displays the Ethical-Dynamical Ratio calculated according to standard criteria. The maximum value is 100. For more information visit [EDA](#)

ABN AMRO Fd.Bo.Comm.US Sust.Eq.I EUR / LU2276928475 / A2QNLQ / ABN AMRO Inv. Sol.

Investment strategy

The minimum asset allocation in such securities on a consolidated basis (direct and indirect investments through the use of derivative instruments) will be of 60% of the sub-fund's net assets. Moreover, the minimum sub-fund's investment in equity securities will be of 75% of the sub-fund's net assets. The sub-fund may invest up to 10% in ADR/GDR and may also hold on an ancillary basis cash and cash equivalents including certificates of deposit and short-term deposits.

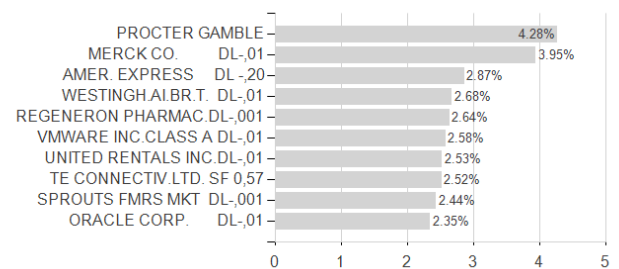
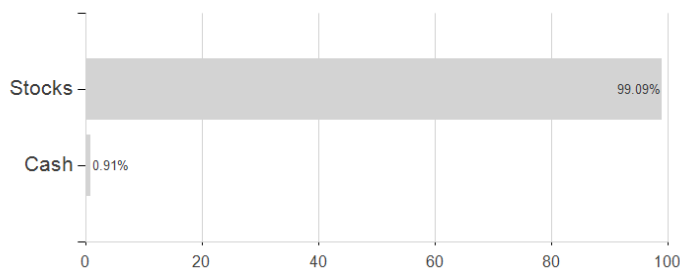
Investment goal

Boston Common US Sustainable Equities belongs to the category of Single Manager Funds. The Fund seeks to increase the value of its assets over the long term by investing in transferable equity securities such as equities, other equity shares such as co-operative shares and participation certificates issued by, or warrants on transferable equity securities of, companies which are domiciled in or exercise the predominant part of their economic activity in North America.

Assessment Structure

Assets

Largest positions



Countries

Branches

Currencies

