

AB FCP I American Inc.Pf.AA AUD H / LU1008671841 / A3CP60 / AllianceBernstein LU

Last 09/19/2024 <sup>1</sup>	Region	Branch	Type of yield	Type
9.30 AUD	Worldwide	Bonds: Mixed	paying dividend	Fixed-Income Fund



Risk key figures

SRI	1	2	3	4	5	6	7
Mountain-View Funds Rating <sup>2</sup>	EDA <sup>3</sup>						65

Yearly Performance

2023	+6.23%
2022	-14.34%
2021	-0.55%
2020	+2.39%
2019	+11.24%

Master data		Conditions		Other figures	
Fund type	Single fund	Issue surcharge	5.00%	Minimum investment	AUD 2,000.00
Category	Bonds	Planned administr. fee	0.00%	Savings plan	-
Sub category	Bonds: Mixed	Deposit fees	0.00%	UCITS / OGAW	Yes
Fund domicile	Luxembourg	Redemption charge	0.00%	Performance fee	0.00%
Tranch volume	(09/19/2024) USD 518.46 mill.	Ongoing charges	-	Redeployment fee	0.00%
Total volume	(09/19/2024) USD 27,997.44 mill.	<b>Dividends</b>		<b>Investment company</b>	
Launch date	1/14/2014	30.08.2024	0.05 AUD	AllianceBernstein LU	
KEST report funds	No	31.07.2024	0.05 AUD	2-4, rue Eugene Ruppert, 2453, Luxembourg	
Business year start	01.09.	28.06.2024	0.05 AUD	Luxembourg	
Sustainability type	-	31.05.2024	0.05 AUD	https://www.alliancebernstein.com	
Fund manager	Scott DiMaggio, Gershon Distenfeld, Fahd Malik, Matthew Sheridan, Will Smith	30.04.2024	0.05 AUD		

Performance	1M	6M	YTD	1Y	2Y	3Y	5Y	Since start
Performance	+1.74%	+5.93%	+4.64%	+10.55%	+10.81%	-5.92%	-1.61%	+30.20%
Performance p.a.	-	-	-	+10.52%	+5.26%	-2.02%	-0.32%	+2.50%
Sharpe ratio	7.30	1.90	0.64	1.27	0.30	-0.93	-0.61	-0.20
Volatility	2.61%	4.56%	4.82%	5.59%	6.04%	5.91%	6.21%	4.73%
Worst month	-	-2.32%	-2.32%	-2.32%	-5.34%	-5.34%	-12.02%	-12.02%
Best month	-	2.00%	3.77%	4.50%	4.50%	4.50%	4.50%	4.50%
Maximum loss	-0.34%	-2.65%	-3.29%	-3.35%	-7.01%	-19.71%	-19.97%	-

Distribution permission

Austria, Germany, Switzerland, Czech Republic

1 Important note on update status: The displayed date refers exclusively to the calculation of the NAV.  
 2 The Mountain-View Data Fund Rating calculates a comparative ranking for funds using yield, volatility and trend data. For more information visit [MVD Funds Rating](#)  
 3 Displays the Ethical-Dynamical Ratio calculated according to standard criteria. The maximum value is 100. For more information visit [EDA](#)

**AB FCP I American Inc.Pf.AA AUD H / LU1008671841 / A3CP60 / AllianceBernstein LU**

**Investment strategy**

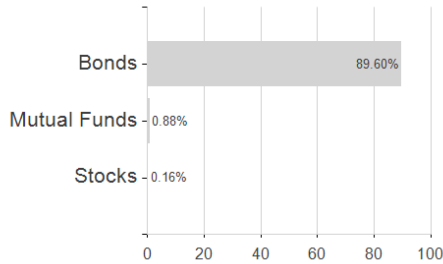
In normal circumstances, the Portfolio invests at least 50% of its assets in higher-rated (Investment Grade) debt securities of U.S. governmental and corporate issuers. Notwithstanding the foregoing, under certain market conditions, the Portfolio may invest in excess of 50% of its assets in lower-rated (below Investment Grade) and therefore riskier debt securities. Up to 35% of the Portfolio's total assets may be invested in securities of issuers based outside the U.S. including emerging market countries. The investment manager varies the mix of longer and shorter-term securities to reflect its view of interest rate trends.

**Investment goal**

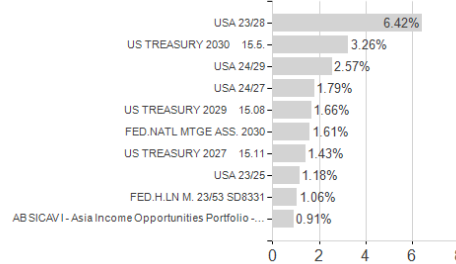
The Portfolio seeks to achieve a high return on your investment, both by earning income and by increasing the value of your investment over the long term.

**Assessment Structure**

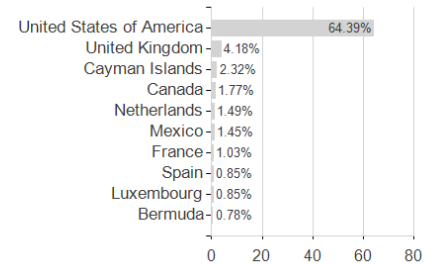
**Assets**



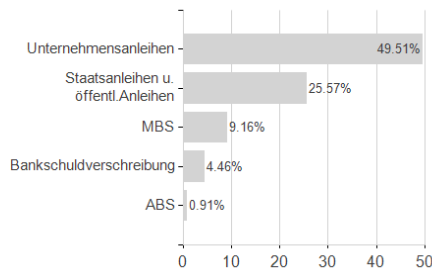
**Largest positions**



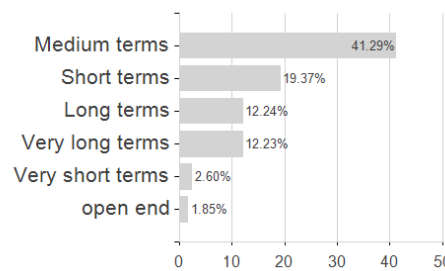
**Countries**



**Issuer**



**Duration**



**Currencies**

