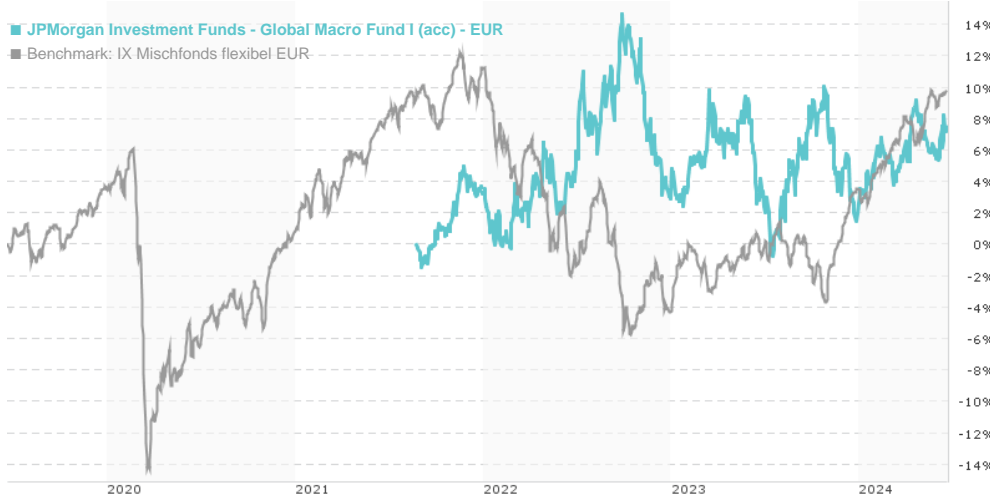


JPMorgan Investment Funds - Global Macro Fund I (acc) - EUR / LU2372582234 / A3CWJ4 / JPMorgan AM (EU)

Last 06/20/2024 ¹	Region	Branch	Type of yield	Type
107.47 EUR	Worldwide	Mixed fund/flexible	reinvestment	Mixed Fund



Risk key figures	
SRI	1 2 3 4 5 6 7
Mountain-View Funds Rating ²	EDA ³
▲▲▲▲▲	80

Yearly Performance	
2023	-0.98%
2022	-0.37%

Master data		Conditions		Other figures	
Fund type	Single fund	Issue surcharge	0.00%	Minimum investment	USD 10,000,000.00
Category	Mixed Fund	Planned administr. fee	0.00%	Savings plan	-
Sub category	Mixed fund/flexible	Deposit fees	0.00%	UCITS / OGAW	Yes
Fund domicile	Luxembourg	Redemption charge	0.00%	Performance fee	0.00%
Tranch volume	(06/20/2024) USD 0.144 mill.	Ongoing charges	-	Redeployment fee	0.00%
Total volume	(06/20/2024) USD 421.73 mill.	Dividends		Investment company	
Launch date	8/25/2021			JPMorgan AM (EU)	
KESt report funds	Yes			PO Box 275, 2012, Luxembourg	
Business year start	01.01.			Luxembourg	
Sustainability type	-			https://www.jpmorganassetmanagement.de	
Fund manager	Shrenick Shah, Josh Berelowitz				

Performance	1M	6M	YTD	1Y	2Y	3Y	5Y	Since start
Performance	+1.46%	+4.42%	+5.36%	+3.96%	+3.28%	-	-	+7.47%
Performance p.a.	-	-	-	+3.95%	+1.62%	-	-	+2.59%
Sharpe ratio	1.73	0.71	1.07	0.03	-0.22	-	-	-0.13
Volatility	8.66%	7.49%	7.60%	9.15%	9.60%	0.00%	0.00%	8.95%
Worst month	-	-2.23%	-2.23%	-6.29%	-6.29%	-6.29%	0.00%	-6.29%
Best month	-	2.28%	2.28%	3.78%	3.78%	4.17%	0.00%	4.17%
Maximum loss	-1.33%	-3.45%	-3.45%	-7.78%	-13.43%	0.00%	0.00%	-

Distribution permission	
Austria, Germany, Switzerland	

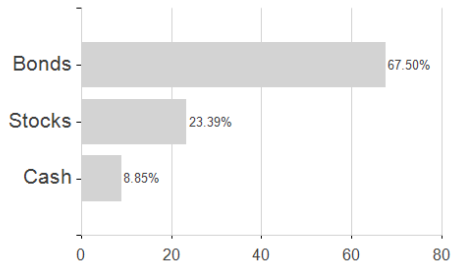
¹ Important note on update status: The displayed date refers exclusively to the calculation of the NAV.
² The Mountain-View Data Fund Rating calculates a comparative ranking for funds using yield, volatility and trend data. For more information visit [MVD Funds Rating](#)

JPMorgan Investment Funds - Global Macro Fund I (acc) - EUR / LU2372582234 / A3CWJ4 / JPMorgan AM (EU)

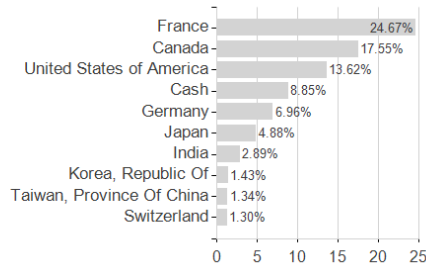
3 Displays the Ethical-Dynamical Ratio calculated according to standard criteria. The maximum value is 100. For more information visit [EDA](#)

Assessment Structure

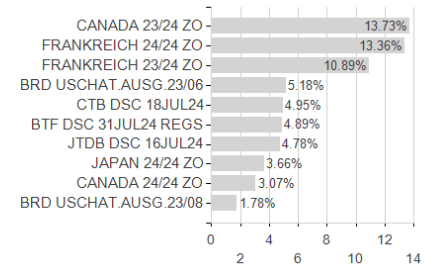
Assets



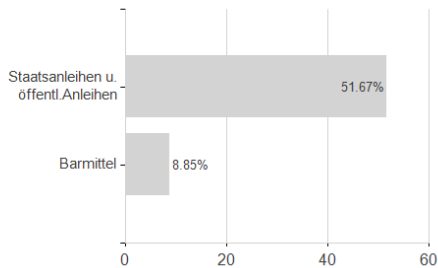
Countries



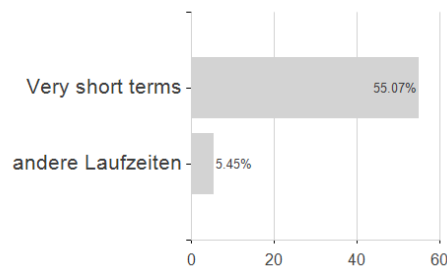
Largest positions



Issuer



Duration



Currencies

