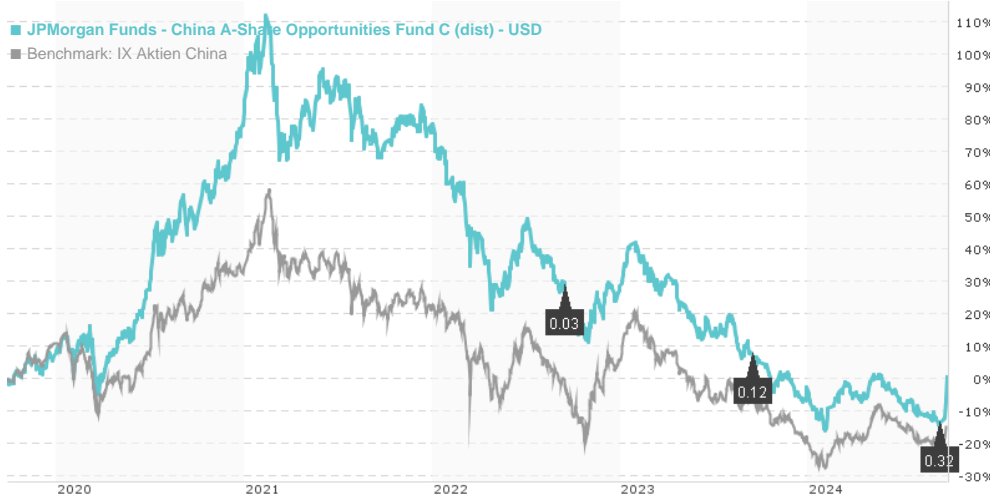


JPMorgan Funds - China A-Share Opportunities Fund C (dist) - USD / LU1255011683 / A14VZL / JPMorgan AM (EU)

Last 09/26/2024 <sup>1</sup>	Country	Branch	Type of yield	Type
21.76 USD	China	Mixed Sectors	paying dividend	Equity Fund



Risk key figures

SRI	1	2	3	4	5	6	7	
Mountain-View Funds Rating <sup>2</sup>							EDA <sup>3</sup>	76

Yearly Performance

2023	-23.99%
2022	-28.03%
2021	-3.84%
2020	+71.04%
2019	+52.28%

Master data		Conditions		Other figures	
Fund type	Single fund	Issue surcharge	0.00%	Minimum investment	USD 10,000,000.00
Category	Equity	Planned administr. fee	0.00%	Savings plan	-
Sub category	Mixed Sectors	Deposit fees	0.00%	UCITS / OGAW	Yes
Fund domicile	Luxembourg	Redemption charge	0.00%	Performance fee	0.00%
Tranch volume	(09/26/2024) CNH 43.37 mill.	Ongoing charges	-	Redeployment fee	0.00%
Total volume	(09/26/2024) CNH 21,941.53 mill.	Dividends		Investment company	
Launch date	9/11/2015	11.09.2024	0.32 USD	JPMorgan AM (EU) PO Box 275, 2012, Luxembourg Luxembourg <a href="https://www.jpmorganassetmanagement.de">https://www.jpmorganassetmanagement.de</a>	
KESr report funds	Yes	13.09.2023	0.12 USD		
Business year start	01.07.	14.09.2022	0.03 USD		
Sustainability type	-	09.09.2021	0.01 USD		
Fund manager	Rebecca Jiang, Li Tan	10.09.2020	0.05 USD		

Performance	1M	6M	YTD	1Y	2Y	3Y	5Y	Since start
Performance	+13.61%	+5.19%	+2.79%	-4.98%	-15.39%	-41.63%	+1.07%	+48.24%
Performance p.a.	-	-	-	-4.96%	-8.01%	-16.43%	+0.21%	+4.45%
Sharpe ratio	10.75	0.37	0.02	-0.43	-0.59	-0.97	-0.14	0.05
Volatility	32.18%	19.46%	20.17%	19.26%	19.30%	20.44%	22.18%	22.33%
Worst month	-	-4.13%	-13.10%	-13.10%	-13.10%	-13.10%	-13.10%	-22.28%
Best month	-	11.77%	12.19%	12.19%	12.19%	12.19%	14.70%	15.63%
Maximum loss	-4.36%	-15.31%	-15.31%	-20.75%	-40.91%	-54.45%	-60.46%	-

Distribution permission

Austria, Germany, Switzerland, Czech Republic

<sup>1</sup> Important note on update status: The displayed date refers exclusively to the calculation of the NAV.

<sup>2</sup> The Mountain-View Data Fund Rating calculates a comparative ranking for funds using yield, volatility and trend data. For more information visit [MVD Funds Rating](#)

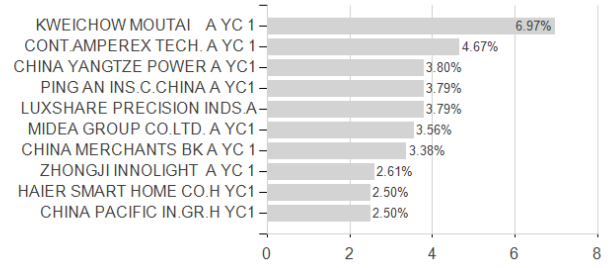
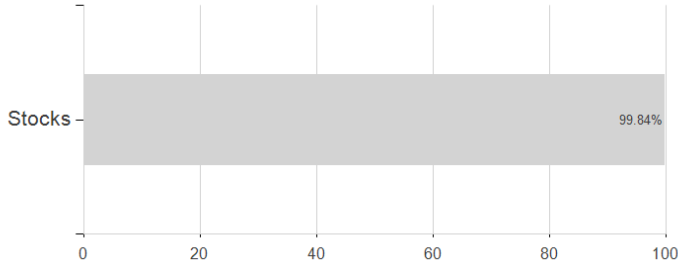
<sup>3</sup> Displays the Ethical-Dynamical Ratio calculated according to standard criteria. The maximum value is 100. For more information visit [EDA](#)

**JPMorgan Funds - China A-Share Opportunities Fund C (dist) - USD / LU1255011683 / A14VZL / JPMorgan AM (EU)**

Assessment Structure

Assets

Largest positions



Countries

Branches

Currencies

