


SPDR® S&P® Emerging Ma.Small Cap ETF / US78463X7562 / A0Q4HY / State Street Gl. Ad.

Last 04/11/2024 ¹	Region	Branch	Type of yield	Type
57.18 USD	Emerging Markets	ETF Stocks	paying dividend	Alternative Investm.



Risk key figures						
SRI	1	2	3	4	5	6 7
Mountain-View Funds Rating ²						EDA ³
						-
Yearly Performance						
2023						+17.57%

Master data		Conditions		Other figures	
Fund type	Single fund	Issue surcharge	0.00%	Minimum investment	UNT 1
Category	Equity	Planned administr. fee	0.00%	Savings plan	-
Sub category	ETF Stocks	Deposit fees	0.00%	UCITS / OGAW	-
Fund domicile	United States of America	Redemption charge	0.00%	Performance fee	0.00%
Tranch volume	(04/11/2024) USD 794.75 mill.	Ongoing charges	-	Redeployment fee	0.00%
Total volume	-	Dividends		Investment company	
Launch date	5/12/2008	18.12.2023	0.83 USD	State Street Gl. Ad.	
KESt report funds	No	20.06.2023	0.48 USD	1 Iron Street, MA02210, Boston	
Business year start	01.10.	20.12.2022	0.83 USD	United States of America	
Sustainability type	-	21.06.2022	0.63 USD	https://www.ssga.com	
Fund manager	Michael Feehily, Karl Schneider, Keith Richardson				

Performance	1M	6M	YTD	1Y	2Y	3Y	5Y	Since start
Performance	+1.39%	+8.70%	+1.56%	+14.01%	+6.90%	-	-	+6.74%
Performance p.a.	-	-	-	+13.97%	+3.39%	-	-	+3.14%
Sharpe ratio	1.67	1.47	0.21	1.11	-0.05	-	-	-0.07
Volatility	8.22%	9.74%	9.26%	9.08%	11.34%	0.00%	0.00%	11.72%
Worst month	-	-3.53%	-3.39%	-3.53%	-9.50%	-9.50%	0.00%	-9.50%
Best month	-	7.78%	3.47%	7.78%	10.15%	10.15%	0.00%	10.15%
Maximum loss	-1.47%	-5.06%	-4.60%	-7.53%	-19.90%	0.00%	0.00%	-

1 Important note on update status: The displayed date refers exclusively to the calculation of the NAV.

2 The Mountain-View Data Fund Rating calculates a comparative ranking for funds using yield, volatility and trend data. For more information visit [MVD Funds Rating](#)

3 Displays the Ethical-Dynamical Ratio calculated according to standard criteria. The maximum value is 100. For more information visit [EDA](#)

SPDR® S&P® Emerging Ma.Small Cap ETF / US78463X7562 / A0Q4HY / State Street GI. Ad.

Investment strategy

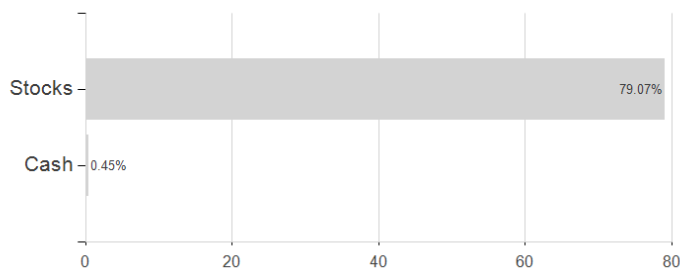
In seeking to track the performance of the S&P Emerging Markets Under USD2 Billion Index (the "Index"), the Fund employs a sampling strategy, which means that the Fund is not required to purchase all of the securities represented in the Index. Instead, the Fund may purchase a subset of the securities in the Index in an effort to hold a portfolio of securities with generally the same risk and return characteristics of the Index. The quantity of holdings in the Fund will be based on a number of factors, including asset size of the Fund. Based on its analysis of these factors, SSGA Funds Management, Inc. ("SSGA FM" or the "Adviser"), the investment adviser to the Fund, either may invest the Fund's assets in a subset of securities in the Index or may invest the Fund's assets in substantially all of the securities represented in the Index in approximately the same proportions as the Index, as determined by the Adviser to be in the best interest of the Fund in pursuing its objective. The Fund is classified as "diversified" under the Investment Company Act of 1940, as amended, however, the Fund may become "non-diversified" solely as a result of tracking the Index (e.g., changes in weightings of one or more component securities). When the Fund is non-diversified, it may invest a relatively high percentage of its assets in a limited number of issuers.

Investment goal

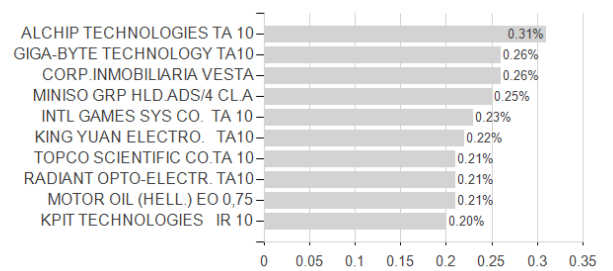
The SPDR S&P Emerging Markets Small Cap ETF (the "Fund") seeks to provide investment results that, before fees and expenses, correspond generally to the total return performance of an index that tracks the small capitalization segment of global emerging market countries.

Assessment Structure

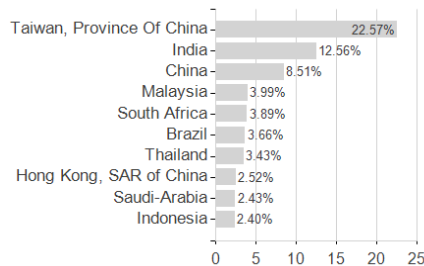
Assets



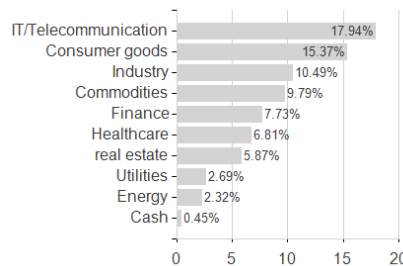
Largest positions



Countries



Branches



Currencies

