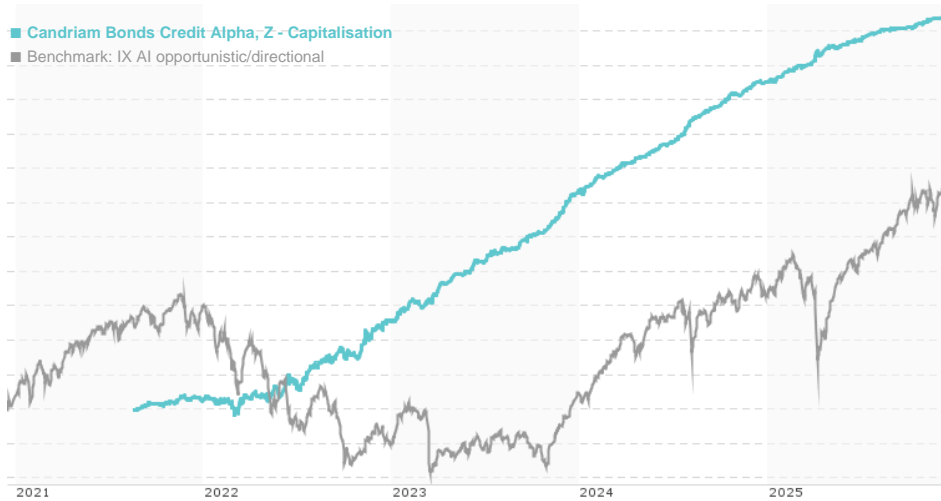


Candriam Bonds Credit Alpha, Z - Capitalisation / LU2098774222 / A3CSX3 / Candriam

Last 12/11/2025 ¹	Region	Branch	Type of yield	Type
1860.53 EUR	Worldwide	AI Hedgefonds Single Strategy	reinvestment	Alternative Investm.

■ Candriam Bonds Credit Alpha, Z - Capitalisation
■ Benchmark: IX AI opportunistic/directional



Risk key figures

SRI 1 2 3 4 5 6 7

Mountain-View Funds Rating² EDA³

-

Yearly Performance

2024	+5.62%
2023	+7.24%
2022	+4.58%

Master data		Conditions		Other figures	
Fund type	Single fund	Issue surcharge	0.00%	Minimum investment	UNT 0
Category	Alternative Investments	Planned administr. fee	0.00%	Savings plan	-
Sub category	AI Hedgefonds Single Strategy	Deposit fees	0.00%	UCITS / OGAW	Yes
Fund domicile	Luxembourg	Redemption charge	0.00%	Performance fee	20.00%
Tranch volume	(12/11/2025) EUR 60.20 mill.	Ongoing charges	-	Redeployment fee	0.00%
Total volume	(12/11/2025) EUR 699.72 mill.	Dividends		Investment company	
Launch date	2/1/2021	Candriam			
KESr report funds	No	19-21 route d'Arlon, 8009, Strassen			
Business year start	01.01.	Luxembourg			
Sustainability type	-	www.candriam.com			
Fund manager	Nicolas Jullien, Thomas Joret				

Performance	1M	6M	YTD	1Y	2Y	3Y	5Y	Since start
Performance	+0.12%	+1.18%	+3.13%	+3.13%	+9.51%	+17.29%	-	+22.86%
Performance p.a.	-	-	-	+3.13%	+4.64%	+5.46%	-	+4.89%
Sharpe ratio	-2.23	0.84	2.13	1.82	3.94	3.90	-	2.13
Volatility	0.29%	0.34%	0.58%	0.57%	0.65%	0.87%	0.00%	1.32%
Worst month	-	0.02%	0.02%	0.02%	0.02%	0.02%	-0.39%	-0.39%
Best month	-	0.35%	0.74%	0.74%	0.93%	1.04%	1.28%	1.28%
Maximum loss	-0.05%	-0.06%	-0.28%	-0.28%	-0.28%	-0.48%	0.00%	-

Distribution permission

Austria, Germany, Switzerland

1 Important note on update status: The displayed date refers exclusively to the calculation of the NAV.

2 The Mountain-View Data Fund Rating calculates a comparative ranking for funds using yield, volatility and trend data. For more information visit [MVD Funds Rating](#)

3 Displays the Ethical-Dynamical Ratio calculated according to standard criteria. The maximum value is 100. For more information visit [EDA](#)

Candriam Bonds Credit Alpha, Z - Capitalisation / LU2098774222 / A3CSX3 / Candriam

Investment strategy

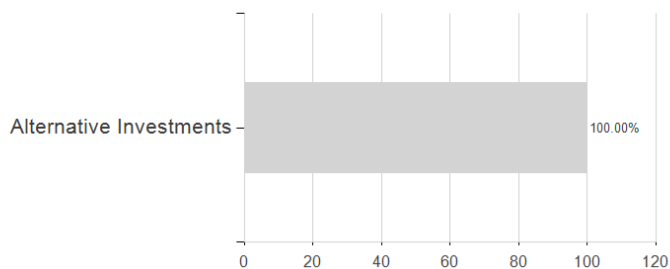
The total duration of the portfolio may vary between -5 years and +5 years. The fund does not have sustainable investment as its objective and does not specifically promote environmental and/or social characteristics. The fund may make use of derivative products for both investment and hedging purposes (to protect against future unfavourable financial events).

Investment goal

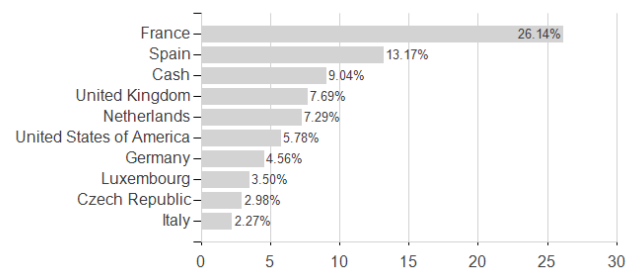
The fund seeks to achieve capital growth by investing in the principal assets traded and to outperform the benchmark. The management team makes discretionary investment choices based on economic/financial analyses. In order to achieve its management objective, the fund has two investment strategies: - a "Fundamental Long/Short" strategy which consists in buying financial instruments having growth potential (going "long") and selling those the management team feels are going to decline (going "short"), using derivative financial instruments.- a "Quantitative Long/Short" strategy consists in building arbitrage positions on a given issuer or sector to take advantage of any market inefficiencies.

Assessment Structure

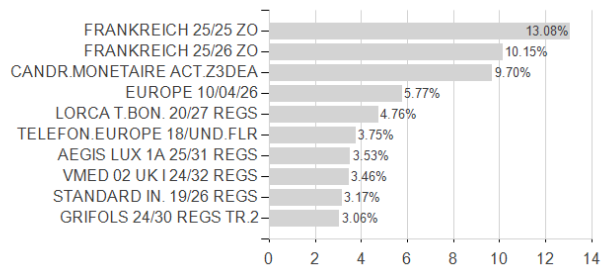
Assets



Countries



Largest positions



Currencies

