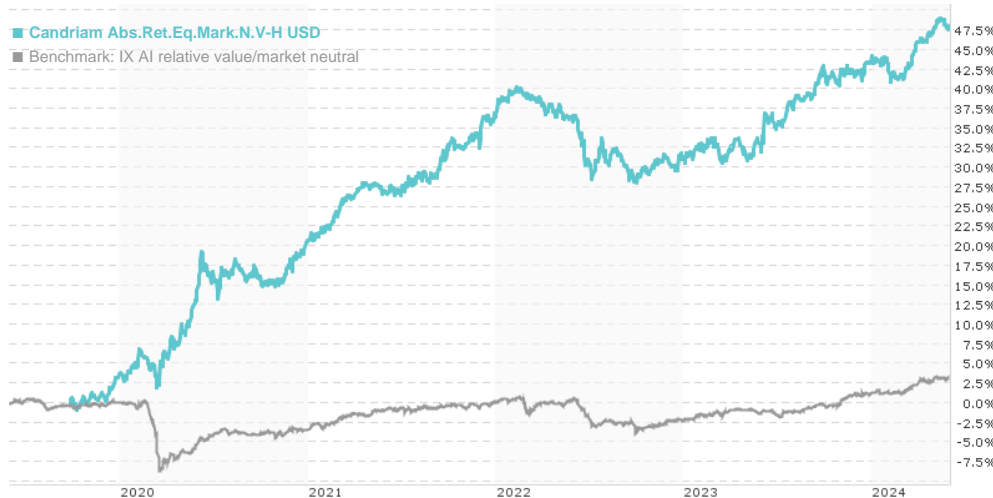


**Candriam Abs.Ret.Eq.Mark.N.V-H USD / LU1962514565 / A3DLM9 / Candriam**

Last 05/30/2024 <sup>1</sup>	Region	Branch	Type of yield	Type
2222.83 USD	Worldwide	AI Hedgefonds Single Strategy	reinvestment	Alternative Investm.



**Risk key figures**

SRI	1	2	3	4	5	6	7
-----	---	---	---	---	---	---	---

Mountain-View Funds Rating <sup>2</sup>	EDA <sup>3</sup>
---	------------------

-	-
---	---

**Yearly Performance**

2023	+9.44%
2022	-4.17%
2021	+13.46%
2020	+16.24%

Master data		Conditions		Other figures	
Fund type	Single fund	Issue surcharge	5.00%	Minimum investment	EUR 15,000,000.00
Category	Alternative Investments	Planned administr. fee	0.00%	Savings plan	-
Sub category	AI Hedgefonds Single Strategy	Deposit fees	0.05%	UCITS / OGAW	Yes
Fund domicile	Luxembourg	Redemption charge	0.00%	Performance fee	20.00%
Tranch volume	(05/30/2024) EUR 56.33 mill.	Ongoing charges	-	Redeployment fee	0.00%
Total volume	(05/30/2024) EUR 489.98 mill.	Dividends		Investment company	
Launch date	9/17/2019	Candriam			
KESr report funds	Yes	19-21 route d'Arlon, 8009, Strassen			
Business year start	01.04.	Luxembourg			
Sustainability type	-	www.candriam.com			
Fund manager	Terraz, Rose,Vermont, De Gendre				

Performance	1M	6M	YTD	1Y	2Y	3Y	5Y	Since start
Performance	+0.53%	+4.48%	+3.24%	+11.54%	+8.42%	+16.66%	-	+48.19%
Performance p.a.	-	-	-	+11.51%	+4.12%	+5.27%	-	+8.77%
Sharpe ratio	0.94	1.31	1.09	1.62	0.06	0.30	-	0.91
Volatility	3.02%	4.16%	3.99%	4.78%	5.17%	4.96%	0.00%	5.46%
Worst month	-	-1.20%	-1.20%	-1.20%	-3.74%	-3.74%	-3.74%	-3.74%
Best month	-	2.99%	2.99%	2.99%	2.99%	3.19%	4.78%	4.78%
Maximum loss	-1.03%	-2.24%	-2.24%	-2.24%	-6.35%	-8.81%	0.00%	-

**Distribution permission**

Austria, Germany, Switzerland

<sup>1</sup> Important note on update status: The displayed date refers exclusively to the calculation of the NAV.

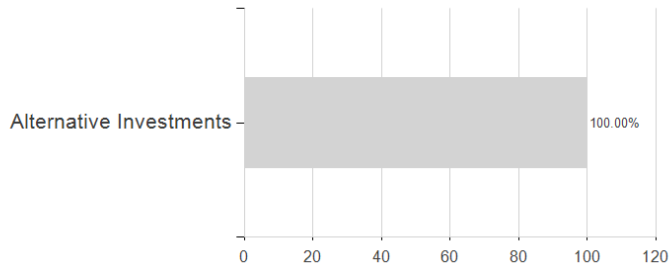
<sup>2</sup> The Mountain-View Data Fund Rating calculates a comparative ranking for funds using yield, volatility and trend data. For more information visit [MVD Funds Rating](#)

<sup>3</sup> Displays the Ethical-Dynamical Ratio calculated according to standard criteria. The maximum value is 100. For more information visit [EDA](#)

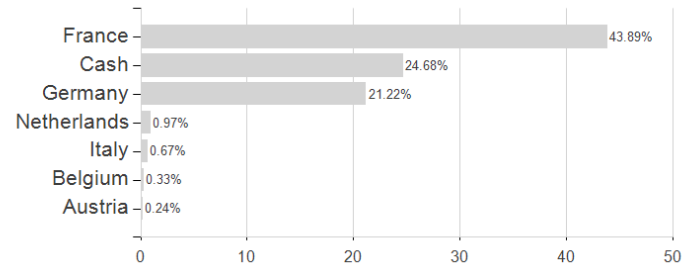
**Candriam Abs.Ret.Eq.Mark.N.V-H USD / LU1962514565 / A3DLM9 / Candriam**

**Assessment Structure**

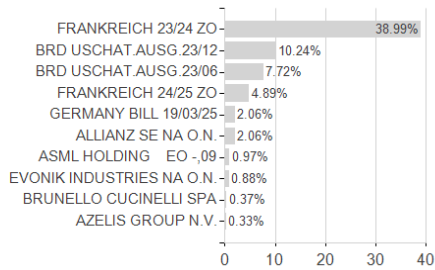
**Assets**



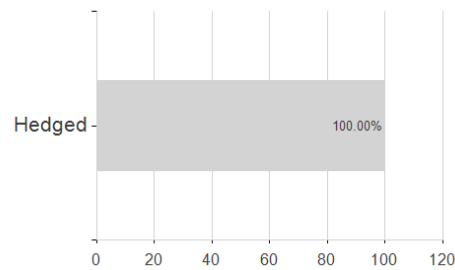
**Countries**



**Largest positions**



**Currencies**



**Branches**

