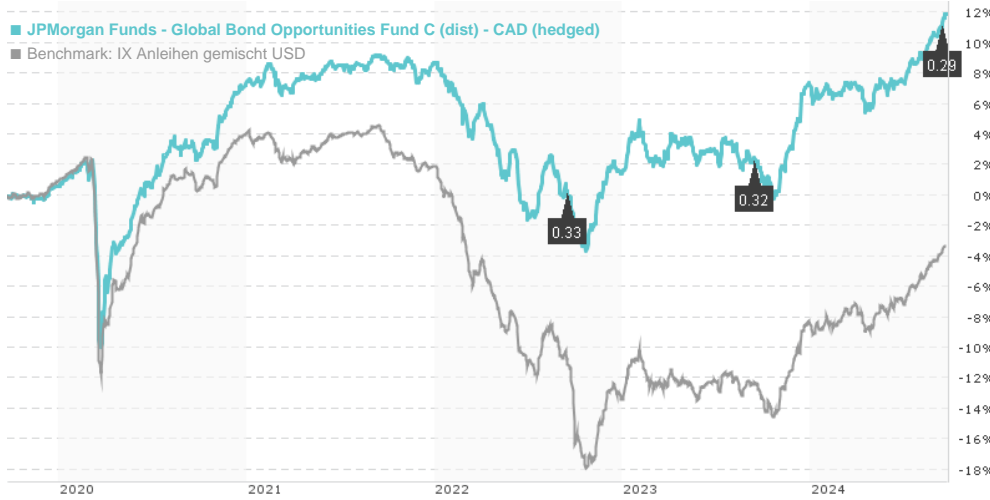


JPMorgan Funds - Global Bond Opportunities Fund C (dist) - CAD (hedged) / LU1843423598 / A2JPZ0 / JPMorgan AM

Last 09/20/2024 ¹	Region	Branch	Type of yield	Type
10.07 CAD	Worldwide	Bonds: Mixed	paying dividend	Fixed-Income Fund



Risk key figures

SRI	1	2	3	4	5	6	7
Mountain-View Funds Rating ²	EDA ³						
	73						

Yearly Performance

2023	+5.83%
2022	-6.74%
2021	+1.18%
2020	+6.78%
2019	+10.09%

Master data		Conditions		Other figures	
-------------	--	------------	--	---------------	--

Fund type	Single fund	Issue surcharge	0.00%	Minimum investment	USD 10,000,000.00
Category	Bonds	Planned administr. fee	0.00%	Savings plan	-
Sub category	Bonds: Mixed	Deposit fees	0.00%	UCITS / OGAW	Yes
Fund domicile	Luxembourg	Redemption charge	0.00%	Performance fee	0.00%
Tranch volume	(09/19/2024) USD 7.09 mill.	Ongoing charges	-	Redeployment fee	0.00%
Total volume	(09/20/2024) USD 4,237.37 mill.	Dividends		Investment company	
Launch date	7/19/2018	11.09.2024	0.29 CAD	JPMorgan AM (EU)	
KESr report funds	No	13.09.2023	0.32 CAD	PO Box 275, 2012, Luxembourg	
Business year start	01.07.	14.09.2022	0.33 CAD	Luxembourg	
Sustainability type	-	09.09.2021	0.28 CAD	https://www.jpmorganassetmanagement.de	
Fund manager	Bob Michele, Iain Stealey, Lisa Coleman, Andrew Headley, Jeff Hutz	10.09.2020	0.26 CAD		

Performance	1M	6M	YTD	1Y	2Y	3Y	5Y	Since start
Performance	+1.59%	+4.46%	+4.25%	+9.42%	+12.05%	+2.70%	+12.12%	+20.30%
Performance p.a.	-	-	-	+9.39%	+5.85%	+0.89%	+2.31%	+3.04%
Sharpe ratio	8.02	1.88	0.86	1.66	0.63	-0.65	-0.27	-0.11
Volatility	2.11%	2.97%	2.92%	3.59%	3.80%	3.92%	4.28%	3.95%
Worst month	-	-1.31%	-1.31%	-1.35%	-3.30%	-4.41%	-6.46%	-6.46%
Best month	-	1.51%	3.01%	3.88%	3.88%	3.88%	3.88%	3.88%
Maximum loss	-0.20%	-1.81%	-1.81%	-2.43%	-4.95%	-11.68%	-12.01%	-

Distribution permission

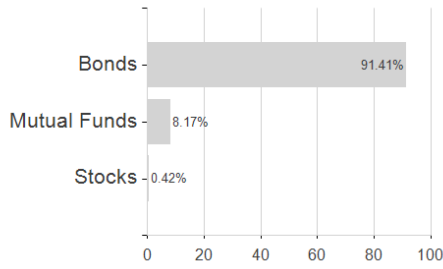
Austria, Germany, Switzerland, Luxembourg, Czech Republic

1 Important note on update status: The displayed date refers exclusively to the calculation of the NAV.
 2 The Mountain-View Data Fund Rating calculates a comparative ranking for funds using yield, volatility and trend data. For more information visit [MVD Funds Rating](#)
 3 Displays the Ethical-Dynamical Ratio calculated according to standard criteria. The maximum value is 100. For more information visit [EDA](#)

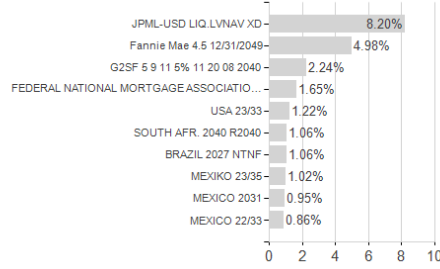
JPMorgan Funds - Global Bond Opportunities Fund C (dist) - CAD (hedged) / LU1843423598 / A2JPZ0 / JPMorgan AM

Assessment Structure

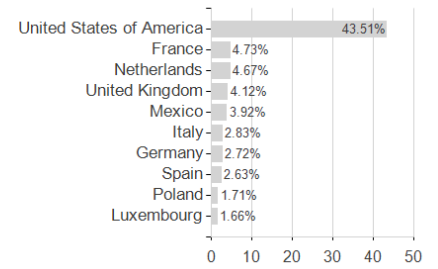
Assets



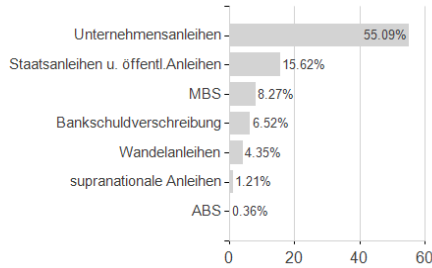
Largest positions



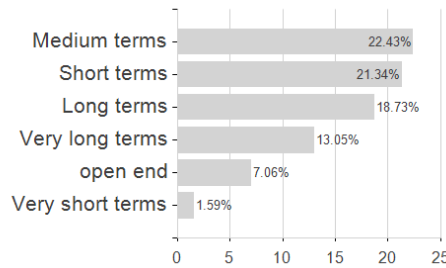
Countries



Issuer



Duration



Currencies

