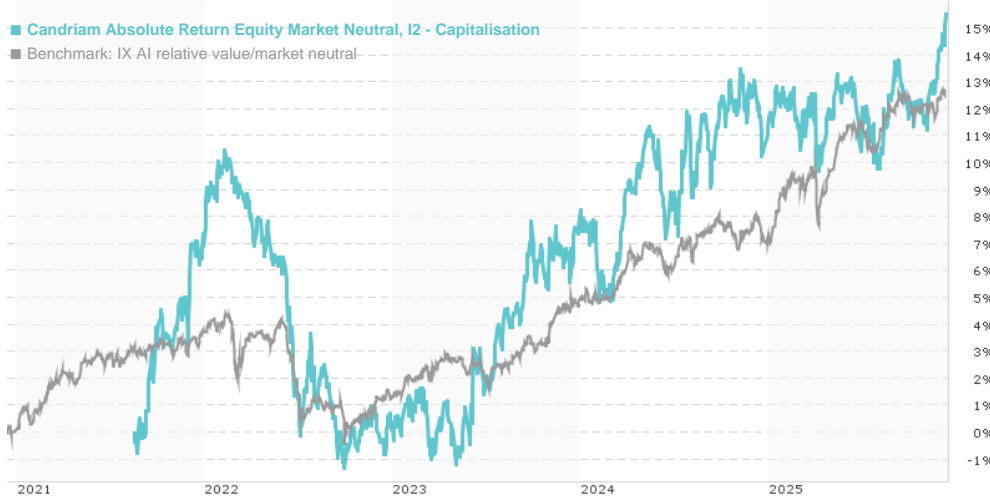


Candriam Absolute Return Equity Market Neutral, I2 - Capitalisation / LU1962513914 / A2PSW9 / Candriam

Last 12/11/2025 ¹	Region	Branch	Type of yield	Type
2064.99 EUR	Worldwide	AI Hedgefonds Single Strategy	reinvestment	Alternative Investm.

■ Candriam Absolute Return Equity Market Neutral, I2 - Capitalisation
■ Benchmark: IX AI relative-value/market neutral -



Risk key figures

SRI 1 2 3 4 **5** 6 7

Mountain-View Funds Rating² EDA³

- -

Yearly Performance

2024	+3.50%
2023	+7.47%
2022	-6.59%

Master data		Conditions		Other figures	
Fund type	Single fund	Issue surcharge	5.00%	Minimum investment	UNT 0
Category	Alternative Investments	Planned administr. fee	0.00%	Savings plan	-
Sub category	AI Hedgefonds Single Strategy	Deposit fees	0.05%	UCITS / OGAW	Yes
Fund domicile	Luxembourg	Redemption charge	0.00%	Performance fee	0.00%
Tranch volume	(12/11/2025) EUR 0.077 mill.	Ongoing charges	-	Redeployment fee	0.00%
Total volume	(12/11/2025) EUR 295.17 mill.	Dividends		Investment company	
Launch date	9/17/2019	Candriam			
KESr report funds	No	19-21 route d'Arlon, 8009, Strassen			
Business year start	01.04.	Luxembourg			
Sustainability type	-	www.candriam.com			
Fund manager	Terraz, Rose,Vermont, De Gendre				

Performance	1M	6M	YTD	1Y	2Y	3Y	5Y	Since start
Performance	+2.49%	+2.29%	+3.72%	+2.91%	+8.73%	+15.88%	-	+15.53%
Performance p.a.	-	-	-	+2.91%	+4.27%	+5.04%	-	+3.40%
Sharpe ratio	8.31	0.48	0.33	0.15	0.39	0.53	-	0.24
Volatility	3.95%	5.35%	5.53%	5.49%	5.64%	5.61%	0.00%	5.58%
Worst month	-	-2.22%	-2.22%	-2.22%	-2.22%	-2.22%	-4.01%	-4.01%
Best month	-	2.47%	2.47%	2.47%	3.46%	3.46%	3.81%	3.81%
Maximum loss	-0.39%	-2.85%	-3.10%	-3.10%	-3.75%	-3.75%	0.00%	-

Distribution permission

Germany, Switzerland, Luxembourg

¹ Important note on update status: The displayed date refers exclusively to the calculation of the NAV.

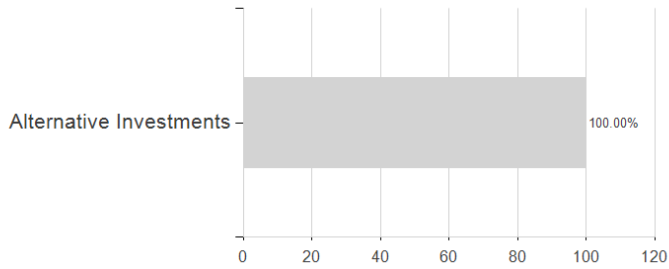
² The Mountain-View Data Fund Rating calculates a comparative ranking for funds using yield, volatility and trend data. For more information visit [MVD Funds Rating](#)

³ Displays the Ethical-Dynamical Ratio calculated according to standard criteria. The maximum value is 100. For more information visit [EDA](#)

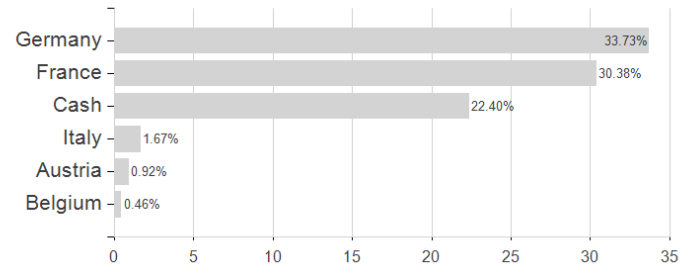
Candriam Absolute Return Equity Market Neutral, I2 - Capitalisation / LU1962513914 / A2PSW9 / Candriam

Assessment Structure

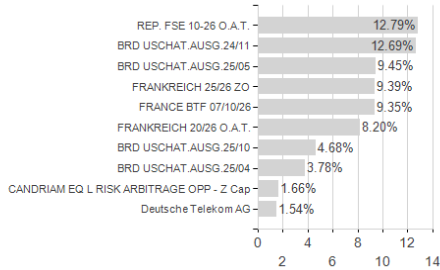
Assets



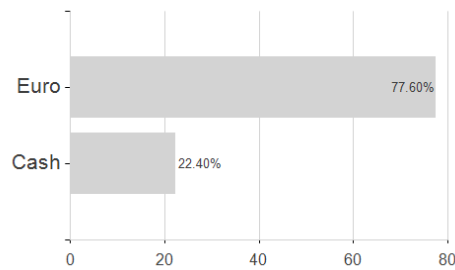
Countries



Largest positions



Currencies



Branches

