

**BNPP Easy Low Carbon 300 World PAB UE / LU2194449075 / A3CPT0 / BNP PARIBAS AM (LU)**

Last 04/18/2024 <sup>1</sup>	Region	Branch	Type of yield	Type
15.37 EUR	Worldwide	Mixed Sectors	reinvestment	Equity Fund



**Risk key figures**

SRI: 1 2 3 4 5 6 7

Mountain-View Funds Rating<sup>2</sup>: EDA<sup>3</sup>

▲ ▲ ▲ ▲ ▲ ▲

**Yearly Performance**

2023	+25.97%
2022	-9.70%

Master data		Conditions		Other figures	
Fund type	Single fund	Issue surcharge	3.00%	Minimum investment	UNT 1
Category	Equity	Planned administr. fee	0.00%	Savings plan	-
Sub category	Mixed Sectors	Deposit fees	0.00%	UCITS / OGAW	Yes
Fund domicile	Luxembourg	Redemption charge	3.00%	Performance fee	0.00%
Tranch volume	(04/18/2024) EUR 25.79 mill.	Ongoing charges	-	Redeployment fee	0.00%
Total volume	(04/18/2024) EUR 51.32 mill.	Dividends		Investment company	
Launch date	6/11/2021	BNP PARIBAS AM (LU)			
KESt report funds	Yes	10, rue Edward Steichen, 2540, Luxembourg			
Business year start	01.01.	Luxembourg			
Sustainability type	Climate	https://www.bnpparibas-am.com			
Fund manager	Arnaud MAJANI D'INGUIMBERT				

Performance	1M	6M	YTD	1Y	2Y	3Y	5Y	Since start
Performance	-1.72%	+22.27%	+13.06%	+28.85%	+34.04%	-	-	+53.74%
Performance p.a.	-	-	-	+28.76%	+15.78%	-	-	+16.26%
Sharpe ratio	-2.80	4.32	4.46	2.42	0.93	-	-	0.96
Volatility	8.00%	10.58%	10.79%	10.31%	12.83%	0.00%	0.00%	12.86%
Worst month	-	-4.02%	-3.94%	-4.02%	-7.08%	-7.08%	0.00%	-7.08%
Best month	-	7.31%	6.49%	7.31%	10.16%	10.16%	0.00%	10.16%
Maximum loss	-4.31%	-4.34%	-4.31%	-7.90%	-13.99%	0.00%	0.00%	-

**Distribution permission**  
Austria, Germany, Luxembourg

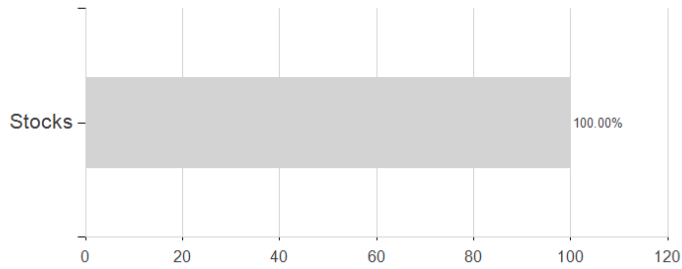
<sup>1</sup> Important note on update status: The displayed date refers exclusively to the calculation of the NAV.  
<sup>2</sup> The Mountain-View Data Fund Rating calculates a comparative ranking for funds using yield, volatility and trend data. For more information visit [MVD Funds Rating](#)

## BNPP Easy Low Carbon 300 World PAB UE / LU2194449075 / A3CPT0 / BNP PARIBAS AM (LU)

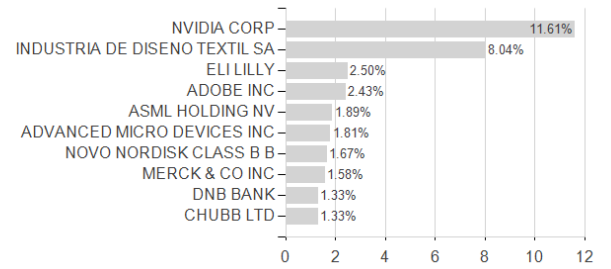
3 Displays the Ethical-Dynamical Ratio calculated according to standard criteria. The maximum value is 100. For more information visit [EDA](#)

### Assessment Structure

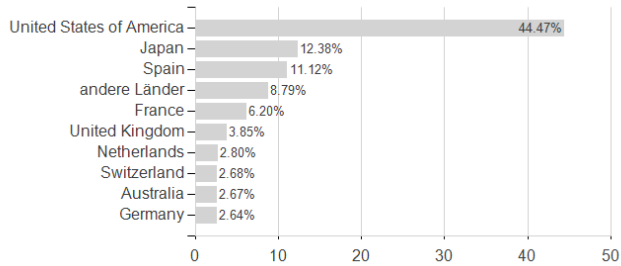
#### Assets



#### Largest positions



#### Countries



#### Branches

