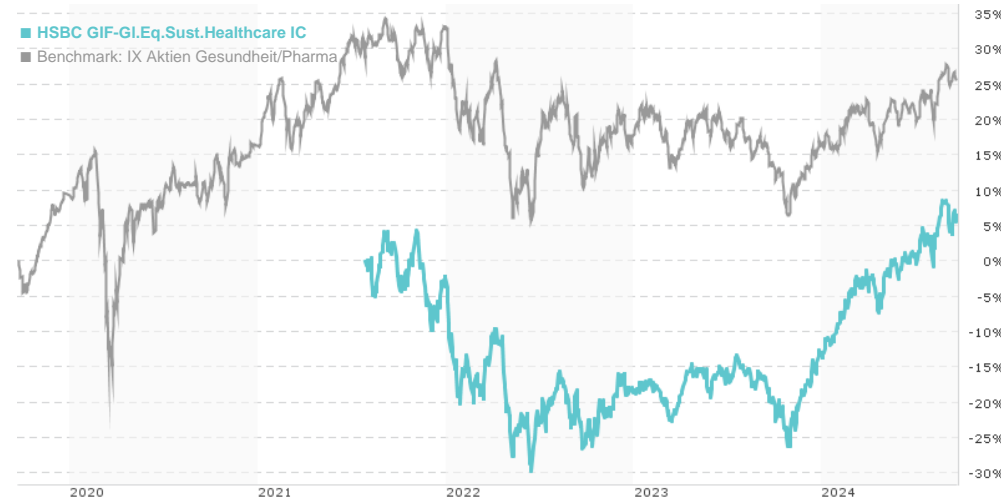


HSBC GIF-GI.Eq.Sust.Healthcare IC / LU2324357396 / A3CPST / HSBC Inv. Funds (LU)

|                              |           |                        |               |             |
|------------------------------|-----------|------------------------|---------------|-------------|
| Last 09/19/2024 <sup>1</sup> | Region    | Branch                 | Type of yield | Type        |
| 11.81 USD                    | Worldwide | Sector Health / Pharma | reinvestment  | Equity Fund |



| Risk key figures                        |                  |
|---|------------------|
| SRI                                     | 1 2 3 4 5 6 7    |
| Mountain-View Funds Rating <sup>2</sup> | EDA <sup>3</sup> |
| ▲▲▲▲▲▲                                  | 79               |

| Yearly Performance |         |
|--------------------|---------|
| 2023               | +6.73%  |
| 2022               | -16.69% |

| Master data         |                                  | Conditions                                       |       | Other figures      |                  |
|---------------------|----------------------------------|--|-------|--------------------|------------------|
| Fund type           | Single fund                      | Issue surcharge                                  | 5.00% | Minimum investment | USD 1,000,000.00 |
| Category            | Equity                           | Planned administr. fee                           | 0.00% | Savings plan       | -                |
| Sub category        | Sector Health / Pharma           | Deposit fees                                     | 0.00% | UCITS / OGAW       | Yes              |
| Fund domicile       | Luxembourg                       | Redemption charge                                | 0.00% | Performance fee    | 0.00%            |
| Tranch volume       | (09/19/2024) USD 8.22 mill.      | Ongoing charges                                  | -     | Redeployment fee   | 0.00%            |
| Total volume        | (09/19/2024) USD 493.67 mill.    | Dividends  |       | Investment company |                  |
| Launch date         | 7/28/2021                        | HSBC Inv. Funds (LU)                             |       |                    |                  |
| KESt report funds   | Yes                              | 18, Boulevard de Kockelscheuer, 1821, Luxembourg |       |                    |                  |
| Business year start | 01.04.                           | Luxembourg                                       |       |                    |                  |
| Sustainability type | Ethics/ecology                   | www.assetmanagement.hsbc.lu                      |       |                    |                  |
| Fund manager        | Michael Schroter, Nathalie Flury |  |       |                    |                  |

| Performance      | 1M     | 6M      | YTD     | 1Y      | 2Y      | 3Y      | 5Y    | Since start |
|------------------|--------|---------|---------|---------|---------|---------|-------|-------------|
| Performance      | +0.29% | +10.41% | +22.66% | +30.87% | +38.95% | +4.01%  | -     | +6.65%      |
| Performance p.a. | -      | -       | -       | +30.77% | +17.85% | +1.32%  | -     | +2.07%      |
| Sharpe ratio     | 0.00   | 1.32    | 2.25    | 1.90    | 1.00    | -0.12   | -     | -0.08       |
| Volatility       | 12.17% | 13.86%  | 13.16%  | 14.39%  | 14.48%  | 18.03%  | 0.00% | 18.02%      |
| Worst month      | -      | -3.20%  | -3.20%  | -8.48%  | -8.48%  | -14.83% | 0.00% | -14.83%     |
| Best month       | -      | 5.33%   | 5.66%   | 11.22%  | 11.22%  | 11.22%  | 0.00% | 11.22%      |
| Maximum loss     | -4.30% | -6.07%  | -6.07%  | -10.02% | -14.92% | -32.66% | 0.00% | -           |

Distribution permission

Austria, Germany, Switzerland, Czech Republic

<sup>1</sup> Important note on update status: The displayed date refers exclusively to the calculation of the NAV.

<sup>2</sup> The Mountain-View Data Fund Rating calculates a comparative ranking for funds using yield, volatility and trend data. For more information visit [MVD Funds Rating](#)

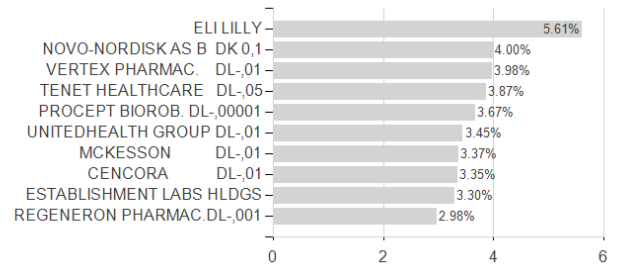
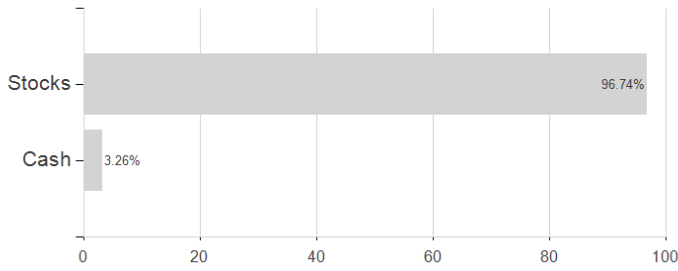
<sup>3</sup> Displays the Ethical-Dynamical Ratio calculated according to standard criteria. The maximum value is 100. For more information visit [EDA](#)

**HSBC GIF-GI.Eq.Sust.Healthcare IC / LU2324357396 / A3CPST / HSBC Inv. Funds (LU)**

Assessment Structure

Assets

Largest positions



Countries

Branches

Currencies

