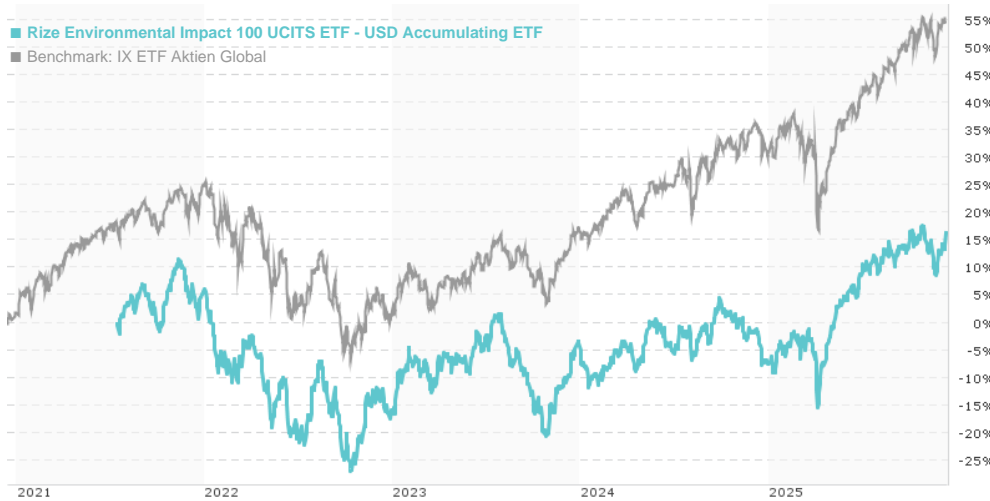


## Rize Environmental Impact 100 UCITS ETF - USD Accumulating ETF / IE00BLRPRR04 / A3CN9S / IQ EQ Fund M. (IE)

| Last 12/11/2025 <sup>1</sup> | Region    | Branch     | Type of yield | Type                 |
|------------------------------|-----------|------------|---------------|----------------------|
| 5.70 USD                     | Worldwide | ETF Stocks | reinvestment  | Alternative Investm. |



### Risk key figures

SRI 1 2 3 4 5 6 7

Mountain-View Funds Rating<sup>2</sup> EDA<sup>3</sup>

▲ ▲ ▲ ▲ ▲ ▲ 96

### Yearly Performance

|      |         |
|------|---------|
| 2024 | -3.76%  |
| 2023 | +15.54% |
| 2022 | -21.44% |

| Master data         |   | Conditions  |       | Other figures      |       |
|---------------------|---|---|-------|--------------------|-------|
| Fund type           | Single fund                             | Issue surcharge   | 0.00% | Minimum investment | UNT 1 |
| Category            | ETF                                     | Planned administr. fee                                    | 0.00% | Savings plan       | -     |
| Sub category        | ETF Stocks                              | Deposit fees  | 0.00% | UCITS / OGAW       | Yes   |
| Fund domicile       | Ireland                                 | Redemption charge   | 0.00% | Performance fee    | 0.00% |
| Tranch volume       | (12/11/2025) USD 121.13 mill.           | Ongoing charges   | -     | Redeployment fee   | 0.00% |
| Total volume        | (12/11/2025) USD 121.13 mill.           | Dividends   |       | Investment company |       |
| Launch date         | 7/14/2021                               | IQ EQ Fund M. (IE)  |       |                    |       |
| KESr report funds   | Yes                                     | 5th Floor, 76 Sir John Rogerson's Quay., D02 C9D0, Dublin |       |                    |       |
| Business year start | 01.07.                                  | Ireland   |       |                    |       |
| Sustainability type | Climate                                 | iqeq.com  |       |                    |       |
| Fund manager        | IQ EQ Fund Management (Ireland) Limited |   |       |                    |       |

| Performance      | 1M     | 6M     | YTD     | 1Y      | 2Y      | 3Y      | 5Y      | Since start |
|------------------|--------|--------|---------|---------|---------|---------|---------|-------------|
| Performance      | +1.80% | +9.14% | +25.40% | +18.46% | +28.50% | +34.73% | -       | +16.39%     |
| Performance p.a. | -      | -      | -       | +18.46% | +13.34% | +10.45% | -       | +3.50%      |
| Sharpe ratio     | 1.50   | 1.34   | 1.65    | 1.09    | 0.79    | 0.55    | -       | 0.08        |
| Volatility       | 14.76% | 12.67% | 15.12%  | 15.02%  | 14.28%  | 15.18%  | 0.00%   | 16.96%      |
| Worst month      | -      | -1.70% | -5.89%  | -5.89%  | -6.12%  | -8.42%  | -12.16% | -12.16%     |
| Best month       | -      | 4.28%  | 6.84%   | 6.84%   | 7.61%   | 11.61%  | 11.79%  | 11.79%      |
| Maximum loss     | -5.67% | -7.75% | -14.33% | -14.33% | -19.03% | -21.94% | 0.00%   | -           |

### Distribution permission

Austria, Germany, Switzerland

<sup>1</sup> Important note on update status: The displayed date refers exclusively to the calculation of the NAV.

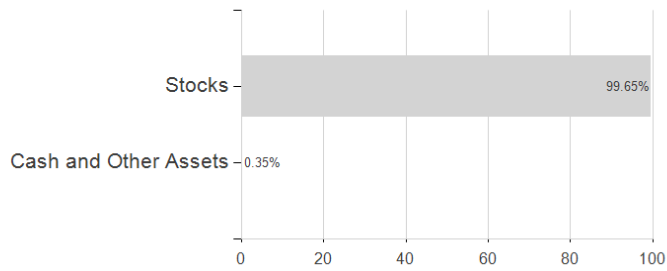
<sup>2</sup> The Mountain-View Data Fund Rating calculates a comparative ranking for funds using yield, volatility and trend data. For more information visit [MVD Funds Rating](#)

<sup>3</sup> Displays the Ethical-Dynamical Ratio calculated according to standard criteria. The maximum value is 100. For more information visit [EDA](#)

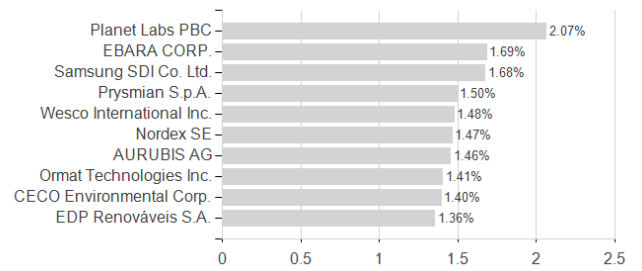
## Rize Environmental Impact 100 UCITS ETF - USD Accumulating ETF / IE00BLRPRR04 / A3CN9S / IQ EQ Fund M. (IE)

### Assessment Structure

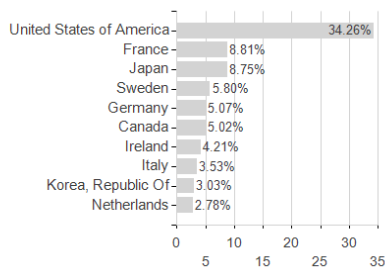
#### Assets



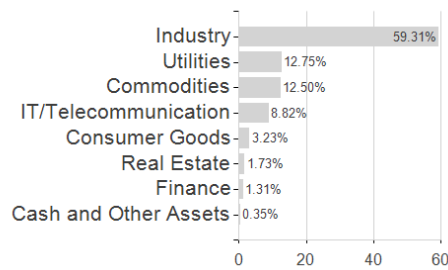
#### Largest positions



#### Countries



#### Branches



#### Currencies

