

Fiera Oaks EM Select Fund.C USD / IE00BNGJ9X75 / A2QLVK / Fiera Capital (IOM)

| | | | | |
|------------------------------|------------------|---------------|---------------|-------------|
| Last 04/18/2024 ¹ | Region | Branch | Type of yield | Type |
| 16.56 USD | Emerging Markets | Mixed Sectors | reinvestment | Equity Fund |



Risk key figures

| | | | | | | | | |
|---|---|---|---|---|---|---|------------------|----|
| SRI | 1 | 2 | 3 | 4 | 5 | 6 | 7 | |
| Mountain-View Funds Rating ² | | | | | | | EDA ³ | 73 |

Yearly Performance

| | |
|------|---------|
| 2023 | +32.61% |
| 2022 | -9.10% |
| 2021 | +29.32% |

| Master data | | Conditions | | Other figures | |
|---------------------|---------------------------------------|---|-------|--------------------|--------------|
| Fund type | Single fund | Issue surcharge | 5.00% | Minimum investment | USD 5,000.00 |
| Category | Equity | Planned administr. fee | 0.00% | Savings plan | - |
| Sub category | Mixed Sectors | Deposit fees | 0.00% | UCITS / OGAW | Yes |
| Fund domicile | Ireland | Redemption charge | 0.00% | Performance fee | 0.00% |
| Tranch volume | (04/18/2024) EUR 25.52 mill. | Ongoing charges | - | Redeployment fee | 0.00% |
| Total volume | (04/18/2024) EUR 187.56 mill. | Dividends | | Investment company | |
| Launch date | 1/6/2021 | Fiera Capital (IOM) | | | |
| KESt report funds | Yes | Walther-von-Cronberg-Platz 13, 60594, Frankfurt | | | |
| Business year start | 01.01. | Germany | | | |
| Sustainability type | - | https://www.fieracapital.com | | | |
| Fund manager | Stefan Böttcher, Dominic Bokor-Ingram | | | | |

| Performance | 1M | 6M | YTD | 1Y | 2Y | 3Y | 5Y | Since start |
|------------------|--------|---------|--------|---------|---------|---------|-------|-------------|
| Performance | -3.16% | +17.62% | +6.23% | +28.95% | +19.57% | +49.75% | - | +65.59% |
| Performance p.a. | - | - | - | +28.86% | +9.35% | +14.41% | - | +16.61% |
| Sharpe ratio | -3.38 | 3.53 | 2.15 | 2.73 | 0.51 | 0.99 | - | 1.18 |
| Volatility | 10.72% | 9.78% | 8.85% | 9.19% | 10.82% | 10.64% | 0.00% | 10.77% |
| Worst month | - | -5.48% | -4.77% | -5.48% | -8.33% | -8.33% | 0.00% | -8.33% |
| Best month | - | 7.28% | 5.89% | 8.24% | 8.24% | 8.24% | 0.00% | 8.24% |
| Maximum loss | -5.37% | -5.37% | -5.37% | -10.14% | -18.95% | -19.17% | 0.00% | - |

Distribution permission

Austria, Germany, Switzerland

¹ Important note on update status: The displayed date refers exclusively to the calculation of the NAV.

² The Mountain-View Data Fund Rating calculates a comparative ranking for funds using yield, volatility and trend data. For more information visit [MVD Funds Rating](#)

³ Displays the Ethical-Dynamical Ratio calculated according to standard criteria. The maximum value is 100. For more information visit [EDA](#)

Fiera Oaks EM Select Fund.C USD / IE00BNGJ9X75 / A2QLVK / Fiera Capital (IOM)

Investment strategy

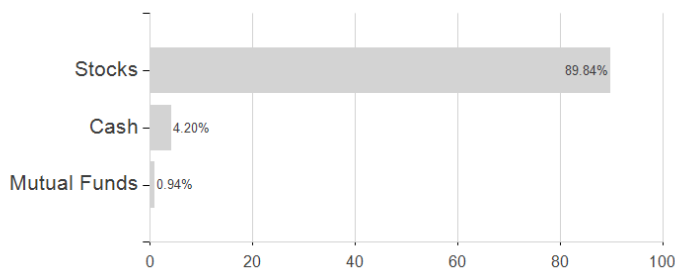
The Fund will invest in long positions primarily in Global Frontier Equities and Global Emerging Equities which are listed or traded on a Recognised Exchange and financial derivative instruments the underlying securities of which will be based on Global Frontier Securities and Global Emerging Securities and/or indices relating to the Global Frontier Securities and Global Emerging Securities, as further described in the applicable prospectus supplement The Fund's exposure to Global Emerging Countries will generally exclude the largest seven Global Emerging Countries (as classified by MSCI), however, the Fund retains the ability to invest up to 50% (including the individual limits disclosed herein) of its net assets in these markets at the Investment Manager's discretion so as to facilitate (i) retained investment where exposure exists in countries which are subsequently reclassified and to permit the Investment Manager to avail of positive opportunities which arise from time to time in line with the investment strategy detailed herein. The Fund will also invest in securities of companies that derive a substantial amount of their revenues or earnings from, or have a substantial amount of their assets in, Global Emerging Countries and Global Frontier Countries.

Investment goal

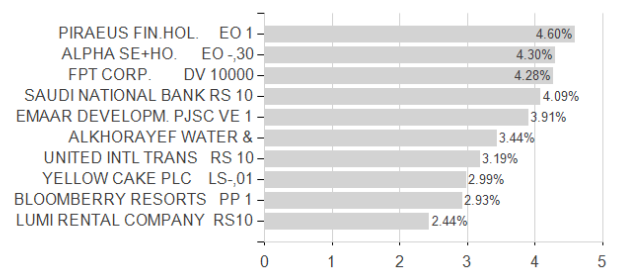
The investment objective of the Fund is to achieve capital growth by investing directly and indirectly in a diversified portfolio of financial instruments taking exposure to Global Frontier Countries and Global Emerging Countries.

Assessment Structure

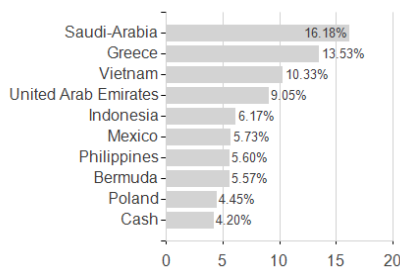
Assets



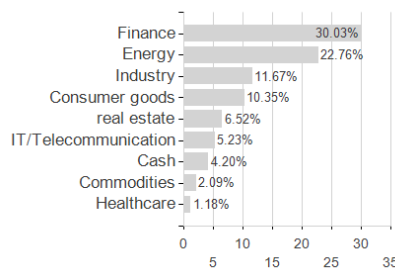
Largest positions



Countries



Branches



Currencies

