

## F.Diversified Dynam.Fd.A-H1 CZK / LU1402200353 / A2DGLR / Franklin Templeton

Last 05/29/2024 <sup>1</sup>	Region	Branch	Type of yield	Type
148.69 CZK	Worldwide	Mixed Fund/Focus Equity	reinvestment	Mixed Fund

■ F.Diversified Dynam.Fd.A-H1 CZK  
■ Benchmark: IX Mischfonds aktienorientiert



### Risk key figures

SRI 1 2 3 4 5 6 7

Mountain-View Funds Rating<sup>2</sup> EDA<sup>3</sup>

74

### Yearly Performance

2023	+14.68%
2022	-5.49%
2021	+21.75%

Master data		Conditions		Other figures	
Fund type	Fund of funds	Issue surcharge	5.75%	Minimum investment	USD 1,000.00
Category	Mixed Fund	Planned administr. fee	0.00%	Savings plan	-
Sub category	Mixed Fund/Focus Equity	Deposit fees	0.14%	UCITS / OGAW	Yes
Fund domicile	Luxembourg	Redemption charge	0.00%	Performance fee	0.00%
Tranch volume	(03/29/2024) USD 91.27 mill.	Ongoing charges	-	Redeployment fee	0.00%
Total volume	(03/29/2024) USD 174.33 mill.	Dividends		Investment company	
Launch date	5/13/2016	Franklin Templeton			
KESt report funds	No	Schottenring 16, 2.OG, 1010, Wien			
Business year start	01.07.	Austria			
Sustainability type	-	https://www.franklintempleton.at			
Fund manager	Matthias Hoppe, Dominik Hoffmann, Stephanie Chan				

Performance	1M	6M	YTD	1Y	2Y	3Y	5Y	Since start
Performance	+1.69%	+11.41%	+5.35%	+14.64%	+17.23%	+29.06%	-	+39.02%
Performance p.a.	-	-	-	+14.68%	+8.28%	+8.87%	-	+10.26%
Sharpe ratio	2.50	2.84	1.33	1.48	0.49	0.51	-	0.64
Volatility	7.86%	7.24%	7.54%	7.40%	9.10%	9.92%	0.00%	10.06%
Worst month	-	-2.88%	-2.88%	-2.88%	-4.99%	-4.99%	0.00%	-4.99%
Best month	-	4.93%	4.93%	4.93%	6.78%	6.78%	0.00%	6.78%
Maximum loss	-1.41%	-3.63%	-3.63%	-5.99%	-9.54%	-10.47%	0.00%	-

### Distribution permission

Austria, Germany, Switzerland

<sup>1</sup> Important note on update status: The displayed date refers exclusively to the calculation of the NAV.

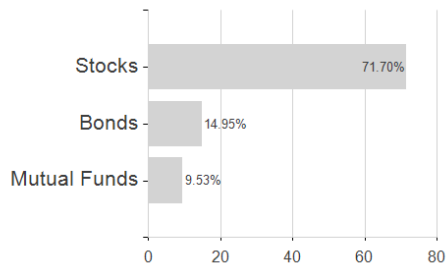
<sup>2</sup> The Mountain-View Data Fund Rating calculates a comparative ranking for funds using yield, volatility and trend data. For more information visit [MVD Funds Rating](#)

<sup>3</sup> Displays the Ethical-Dynamical Ratio calculated according to standard criteria. The maximum value is 100. For more information visit [EDA](#)

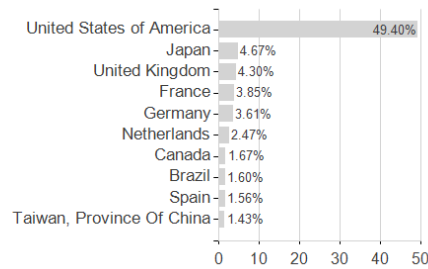
**F.Diversified Dynam.Fd.A-H1 CZK / LU1402200353 / A2DGLR / Franklin Templeton**

**Assessment Structure**

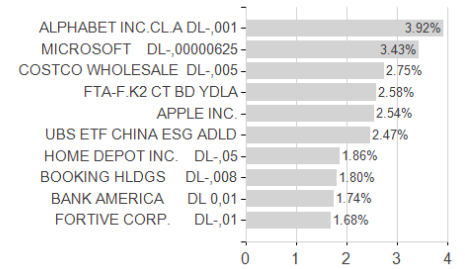
**Assets**



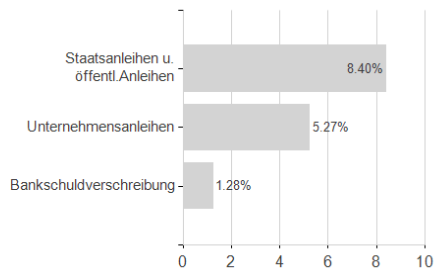
**Countries**



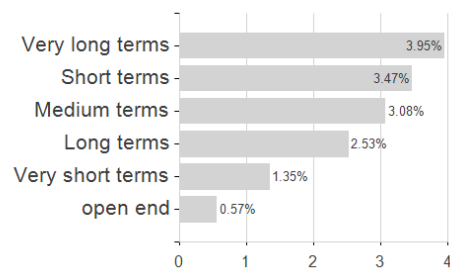
**Largest positions**



**Issuer**



**Duration**



**Currencies**

