

Fidelity Fd.Asian H.Y.Fd.I Dis USD / LU1235294300 / A2ALFZ / FIL IM (LU)

Last 09/23/2024 <sup>1</sup>	Region	Branch	Type of yield	Type
5.57 USD	Asia	Bonds: Mixed	paying dividend	Fixed-Income Fund



Risk key figures

SRI	1	2	3	4	5	6	7
Mountain-View Funds Rating <sup>2</sup>	EDA <sup>3</sup>						
	74						

Yearly Performance

2023	-0.61%
2022	-23.44%
2021	-13.70%
2020	+7.69%
2019	+12.73%

Master data		Conditions		Other figures	
Fund type	Single fund	Issue surcharge	0.00%	Minimum investment	USD 10,000,000.00
Category	Bonds	Planned administr. fee	0.00%	Savings plan	-
Sub category	Bonds: Mixed	Deposit fees	0.00%	UCITS / OGAW	Yes
Fund domicile	Luxembourg	Redemption charge	0.00%	Performance fee	0.00%
Tranch volume	(09/23/2024) USD 103.50 mill.	Ongoing charges	-	Redeployment fee	0.00%
Total volume	(08/30/2024) USD 1,560.82 mill.	<b>Dividends</b>		<b>Investment company</b>	
Launch date	6/3/2015	02.09.2024	0.03 USD	FIL IM (LU)	
KEST report funds	Yes	01.08.2024	0.03 USD	Kärntner Straße 9, Top 8, 1010, Wien	
Business year start	01.05.	01.07.2024	0.03 USD	Austria	
Sustainability type	-	03.06.2024	0.03 USD	https://www.fidelity.at	
Fund manager	Terrence Pang, Peter Khan, Tae Ho Ryu	01.05.2024	0.03 USD		

Performance	1M	6M	YTD	1Y	2Y	3Y	5Y	Since start
Performance	+0.49%	+4.46%	+10.42%	+15.95%	+23.89%	-24.84%	-20.17%	+1.62%
Performance p.a.	-	-	-	+16.00%	+11.29%	-9.07%	-4.40%	+0.17%
Sharpe ratio	0.51	1.51	2.75	2.90	0.77	-1.05	-0.75	-0.41
Volatility	4.81%	3.79%	4.07%	4.35%	10.20%	11.89%	10.43%	7.95%
Worst month	-	-0.87%	-0.87%	-0.87%	-12.24%	-12.24%	-15.79%	-15.79%
Best month	-	2.28%	2.28%	3.95%	19.89%	19.89%	19.89%	19.89%
Maximum loss	-1.60%	-1.60%	-1.60%	-1.99%	-18.20%	-50.37%	-53.44%	-

Distribution permission

Austria, Germany, Switzerland, Czech Republic

1 Important note on update status: The displayed date refers exclusively to the calculation of the NAV.  
 2 The Mountain-View Data Fund Rating calculates a comparative ranking for funds using yield, volatility and trend data. For more information visit [MVD Funds Rating](#)  
 3 Displays the Ethical-Dynamical Ratio calculated according to standard criteria. The maximum value is 100. For more information visit [EDA](#)

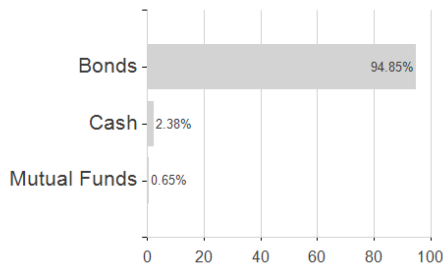
**Fidelity Fd.Asian H.Y.Fd.I Dis USD / LU1235294300 / A2ALFZ / FIL IM (LU)**

**Investment goal**

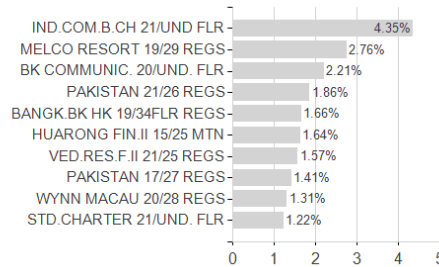
Aims to provide high current income and capital growth. At least 70% invested into high yielding, sub investment grade bonds of issuers that have their main business activities in Asia.

**Assessment Structure**

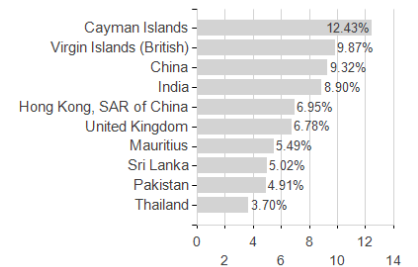
**Assets**



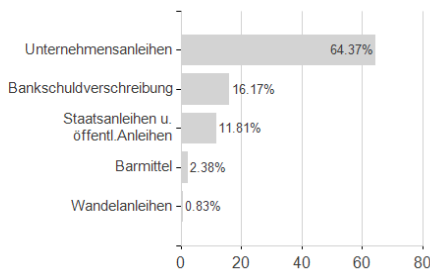
**Largest positions**



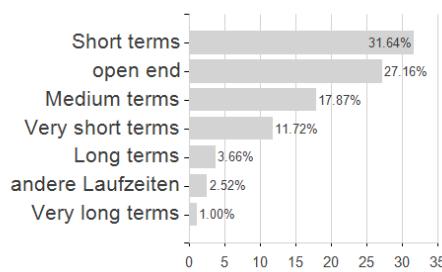
**Countries**



**Issuer**



**Duration**



**Currencies**

