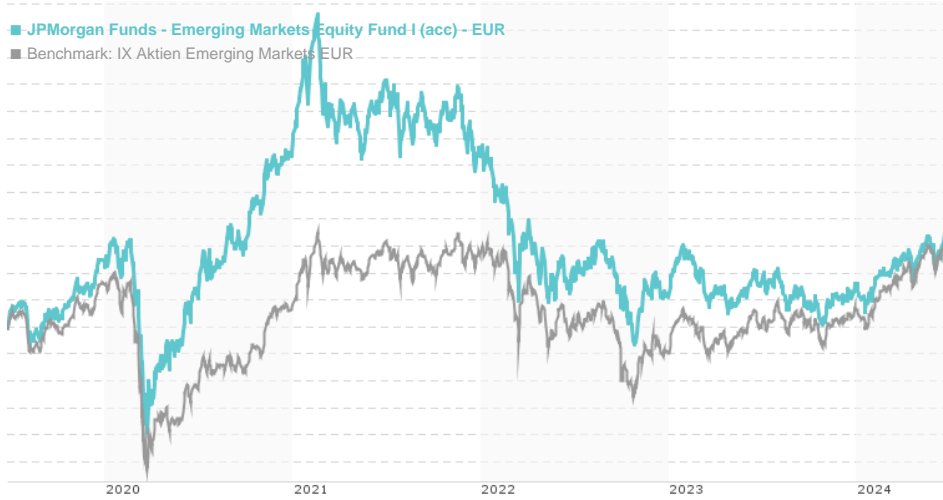


JPMorgan Funds - Emerging Markets Equity Fund I (acc) - EUR / LU0383004313 / A0Q7ZF / JPMorgan AM (EU)

| | | | | |
|------------------------------|------------------|---------------|---------------|-------------|
| Last 06/24/2024 ¹ | Region | Branch | Type of yield | Type |
| 25.13 EUR | Emerging Markets | Mixed Sectors | reinvestment | Equity Fund |



Risk key figures

| | | | | | | | |
|---|------------------|---|---|---|---|---|---|
| SRI | 1 | 2 | 3 | 4 | 5 | 6 | 7 |
| Mountain-View Funds Rating ² | EDA ³ | | | | | | |
| | 81 | | | | | | |

Yearly Performance

| | |
|------|---------|
| 2023 | +2.46% |
| 2022 | -20.88% |
| 2021 | -1.88% |
| 2020 | +22.19% |
| 2019 | +33.54% |

| Master data | | Conditions | | Other figures | |
|---------------------|---------------------------------|--|-------|---------------------------|-------------------|
| Fund type | Single fund | Issue surcharge | 0.00% | Minimum investment | USD 10,000,000.00 |
| Category | Equity | Planned administr. fee | 0.00% | Savings plan | - |
| Sub category | Mixed Sectors | Deposit fees | 0.00% | UCITS / OGAW | Yes |
| Fund domicile | Luxembourg | Redemption charge | 0.00% | Performance fee | 0.00% |
| Tranch volume | (06/24/2024) USD 414.81 mill. | Ongoing charges | - | Redeployment fee | 0.00% |
| Total volume | (06/24/2024) USD 6,429.02 mill. | Dividends | | Investment company | |
| Launch date | 4/28/2009 | JPMorgan AM (EU) | | | |
| KESr report funds | Yes | PO Box 275, 2012, Luxembourg | | | |
| Business year start | 01.07. | Luxembourg | | | |
| Sustainability type | - | https://www.jpmorganassetmanagement.de | | | |
| Fund manager | Austin Forey, Leon Eidelman | | | | |

| Performance | 1M | 6M | YTD | 1Y | 2Y | 3Y | 5Y | Since start |
|------------------|--------|--------|--------|--------|---------|---------|---------|-------------|
| Performance | +1.58% | +9.55% | +7.85% | +8.41% | +6.44% | -18.91% | +16.02% | +228.07% |
| Performance p.a. | - | - | - | +8.44% | +3.16% | -6.74% | +3.01% | +8.15% |
| Sharpe ratio | 1.19 | 1.41 | 1.13 | 0.41 | -0.04 | -0.63 | -0.04 | 0.25 |
| Volatility | 13.95% | 11.88% | 11.94% | 11.75% | 13.41% | 16.47% | 19.12% | 17.59% |
| Worst month | - | -3.09% | -3.09% | -4.45% | -9.33% | -9.33% | -15.24% | -15.24% |
| Best month | - | 4.74% | 4.74% | 4.74% | 10.37% | 10.37% | 10.41% | 10.41% |
| Maximum loss | -3.38% | -4.94% | -4.87% | -9.21% | -16.71% | -33.69% | -38.78% | - |

Distribution permission

Austria, Germany, Switzerland

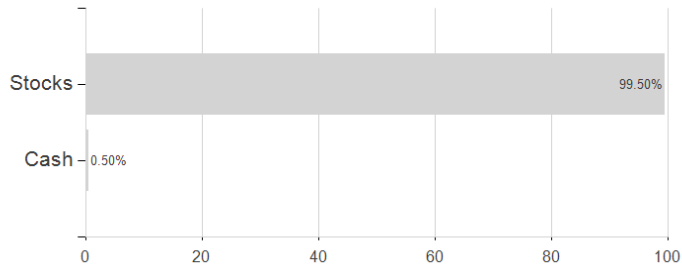
1 Important note on update status: The displayed date refers exclusively to the calculation of the NAV.
2 The Mountain-View Data Fund Rating calculates a comparative ranking for funds using yield, volatility and trend data. For more information visit [MVD Funds Rating](#)

JPMorgan Funds - Emerging Markets Equity Fund I (acc) - EUR / LU0383004313 / A0Q7ZF / JPMorgan AM (EU)

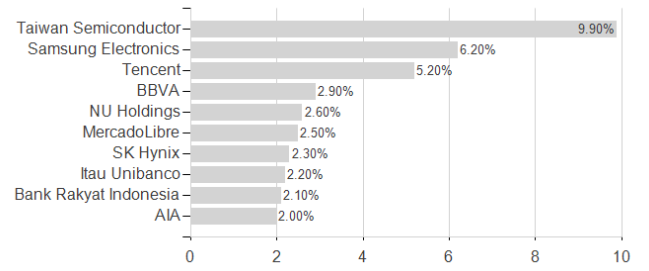
3 Displays the Ethical-Dynamical Ratio calculated according to standard criteria. The maximum value is 100. For more information visit [EDA](#)

Assessment Structure

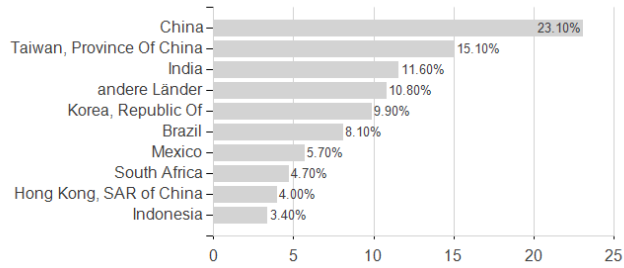
Assets



Largest positions



Countries



Branches

