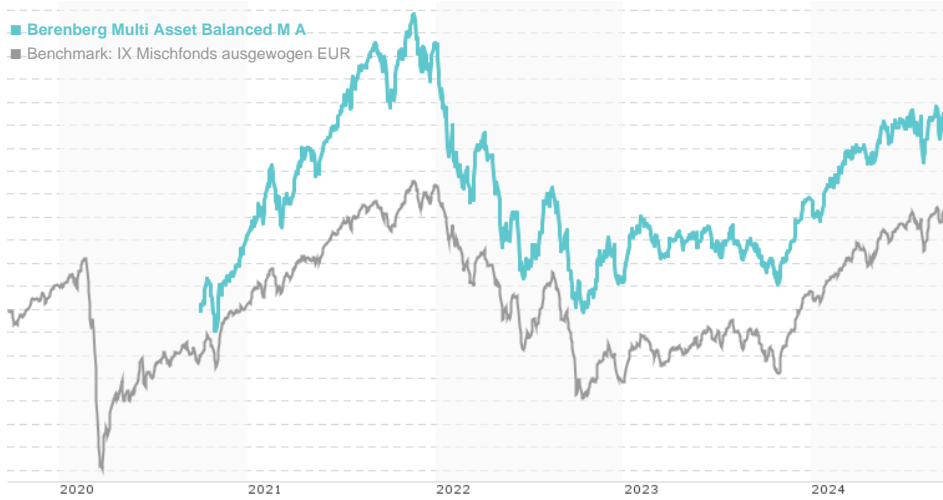


**Berenberg Multi Asset Balanced M A / DE000A2P9Q30 / A2P9Q3 / Universal-Investment**

Last 09/19/2024 <sup>1</sup>	Region	Branch	Type of yield	Type
117.58 EUR	Worldwide	Mixed Fund/Balanced	reinvestment	Mixed Fund



**Risk key figures**

SRI	1	2	3	4	5	6	7
Mountain-View Funds Rating <sup>2</sup>							EDA <sup>3</sup>
							78

**Yearly Performance**

2023	+7.18%
2022	-16.89%
2021	+15.71%

Master data		Conditions		Other figures	
Fund type	Single fund	Issue surcharge	5.50%	Minimum investment	EUR 500,000.00
Category	Mixed Fund	Planned administr. fee	0.00%	Savings plan	-
Sub category	Mixed Fund/Balanced	Deposit fees	0.10%	UCITS / OGAW	Yes
Fund domicile	Germany	Redemption charge	0.00%	Performance fee	0.00%
Tranch volume	(09/19/2024) EUR 30.53 mill.	Ongoing charges	-	Redeployment fee	0.00%
Total volume	(09/19/2024) EUR 331.09 mill.	<b>Dividends</b>		<b>Investment company</b>	
Launch date	9/30/2020	Universal-Investment			
KESt report funds	No	Theodor-Heuss-Allee 70, 60486, Frankfurt am Main			
Business year start	01.01.	Germany			
Sustainability type	-	https://www.universal-investment.com			
Fund manager	Ansgar Nolte, Christian Bettinger				

Performance	1M	6M	YTD	1Y	2Y	3Y	5Y	Since start
Performance	+0.69%	+3.79%	+7.11%	+12.10%	+13.72%	-2.67%	-	+17.58%
Performance p.a.	-	-	-	+12.06%	+6.63%	-0.90%	-	+4.16%
Sharpe ratio	0.77	0.65	1.09	1.52	0.52	-0.58	-	0.10
Volatility	6.53%	6.48%	6.10%	5.68%	6.10%	7.47%	0.00%	7.29%
Worst month	-	-1.21%	-1.21%	-1.51%	-5.13%	-6.88%	0.00%	-6.88%
Best month	-	1.99%	2.65%	3.94%	4.29%	5.69%	0.00%	5.69%
Maximum loss	-2.40%	-3.85%	-3.85%	-3.85%	-5.44%	-20.58%	0.00%	-

**Distribution permission**

Germany, Switzerland, Czech Republic

<sup>1</sup> Important note on update status: The displayed date refers exclusively to the calculation of the NAV.

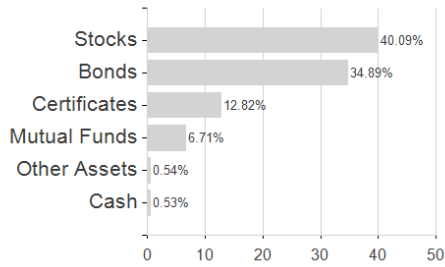
<sup>2</sup> The Mountain-View Data Fund Rating calculates a comparative ranking for funds using yield, volatility and trend data. For more information visit [MVD Funds Rating](#)

<sup>3</sup> Displays the Ethical-Dynamical Ratio calculated according to standard criteria. The maximum value is 100. For more information visit [EDA](#)

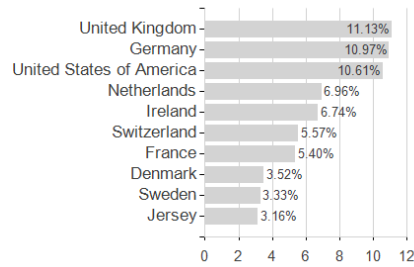
**Berenberg Multi Asset Balanced M A / DE000A2P9Q30 / A2P9Q3 / Universal-Investment**

Assessment Structure

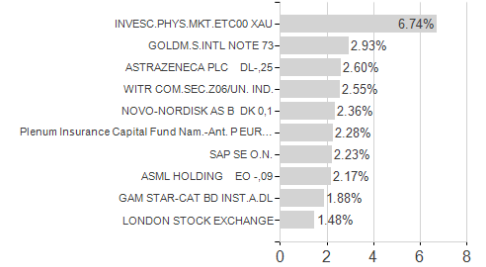
Assets



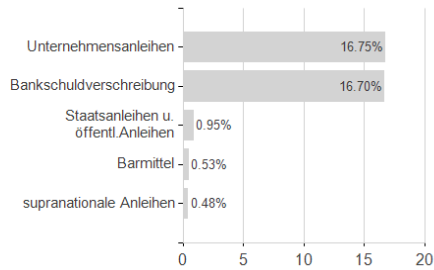
Countries



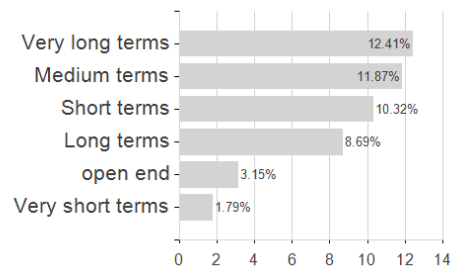
Largest positions



Issuer



Duration



Currencies

