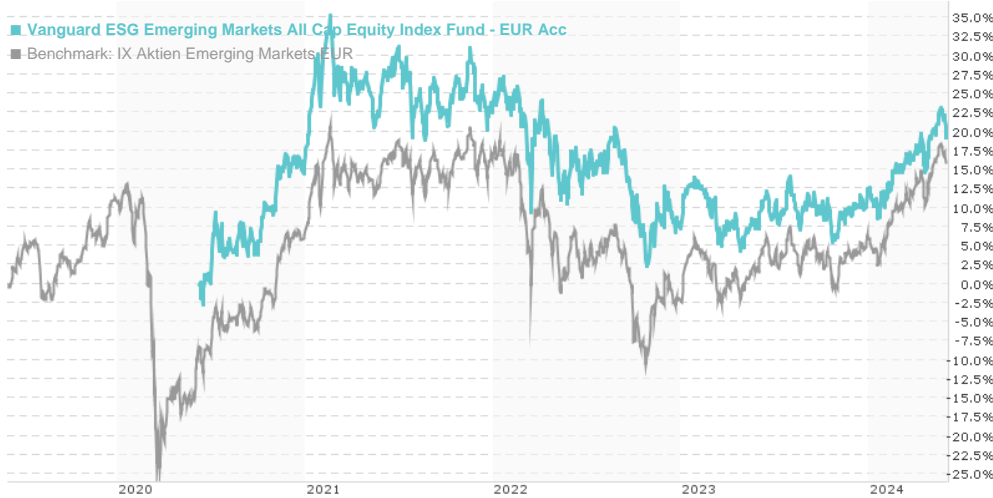


## Vanguard ESG Emerging Markets All Cap Equity Index Fund - EUR Acc / IE00BKV0W243 / A2P4VZ / Vanguard Group

Last 05/30/2024 <sup>1</sup>	Region	Branch	Type of yield	Type
119.48 EUR	Emerging Markets	Mixed Sectors	reinvestment	Equity Fund

■ Vanguard ESG Emerging Markets All Cap Equity Index Fund - EUR Acc  
■ Benchmark: IX Aktien Emerging Markets EUR



### Risk key figures

SRI 1 2 3 4 5 6 7

Mountain-View Funds Rating<sup>2</sup> EDA<sup>3</sup>

77

### Yearly Performance

2023	+4.88%
2022	-13.55%
2021	+5.39%

Master data		Conditions		Other figures	
Fund type	Single fund	Issue surcharge	0.00%	Minimum investment	EUR 1,000,000.00
Category	Equity	Planned administr. fee	0.00%	Savings plan	-
Sub category	Mixed Sectors	Deposit fees	0.00%	UCITS / OGAW	Yes
Fund domicile	Ireland	Redemption charge	0.00%	Performance fee	0.00%
Tranch volume	(05/30/2024) EUR 99.81 mill.	Ongoing charges	-	Redeployment fee	0.00%
Total volume	(05/30/2024) EUR 670.52 mill.	Dividends		Investment company	
Launch date	6/9/2020	Vanguard Group (IE)			
KESr report funds	Yes	30 Herbert Street, D02 W329, Dublin 2			
Business year start	01.01.	Ireland			
Sustainability type	Ethics/ecology	https://www.vanguard.co.uk			
Fund manager	Vanguard Global Advisers, LLC Europe Equity Index Team				

Performance	1M	6M	YTD	1Y	2Y	3Y	5Y	Since start
Performance	+0.24%	+8.40%	+5.93%	+10.40%	+3.41%	-5.92%	-	+19.32%
Performance p.a.	-	-	-	+10.37%	+1.69%	-2.02%	-	+4.54%
Sharpe ratio	-0.10	1.32	1.05	0.61	-0.16	-0.40	-	0.05
Volatility	8.65%	10.52%	10.86%	10.77%	13.04%	14.40%	0.00%	14.55%
Worst month	-	-2.24%	-2.24%	-3.82%	-8.44%	-8.44%	0.00%	-8.44%
Best month	-	4.65%	4.65%	4.66%	8.93%	8.93%	0.00%	8.93%
Maximum loss	-3.11%	-4.39%	-4.39%	-7.65%	-15.05%	-21.96%	0.00%	-

### Distribution permission

Austria, Germany, Switzerland

<sup>1</sup> Important note on update status: The displayed date refers exclusively to the calculation of the NAV.

<sup>2</sup> The Mountain-View Data Fund Rating calculates a comparative ranking for funds using yield, volatility and trend data. For more information visit [MVD Funds Rating](#)

<sup>3</sup> Displays the Ethical-Dynamical Ratio calculated according to standard criteria. The maximum value is 100. For more information visit [EDA](#)

## Vanguard ESG Emerging Markets All Cap Equity Index Fund - EUR Acc / IE00BKV0W243 / A2P4VZ / Vanguard Group

### Investment strategy

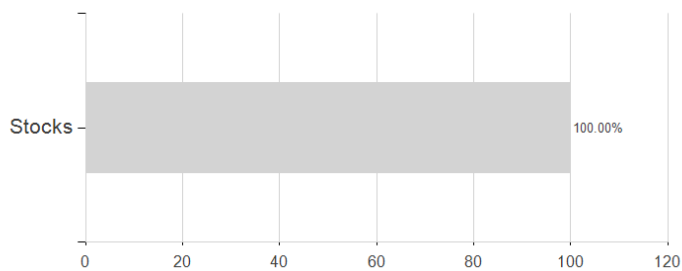
The Index is a market-capitalisation-weighted index composed of large-, mid-, and small-cap stocks of companies located in emerging market countries. Market-capitalisation is the value of a company's outstanding shares in the market and shows the size of a company. The Index is constructed from the FTSE Emerging All Cap Index (the "Parent Index") which is then screened for certain environmental, social, and corporate governance criteria by the sponsor of the Index, which is independent of Vanguard. The Fund promotes environmental and social characteristics by excluding companies from its portfolio based on the impact of their conduct or products on society and / or the environment. This is met by tracking the Index.

### Investment goal

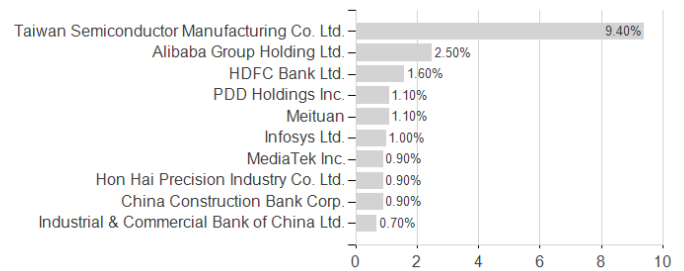
The Fund employs a passive management - or indexing - investment approach, through physical acquisition of securities, and seeks to track the performance of the FTSE Emerging All Cap Choice Index (the "Index").

### Assessment Structure

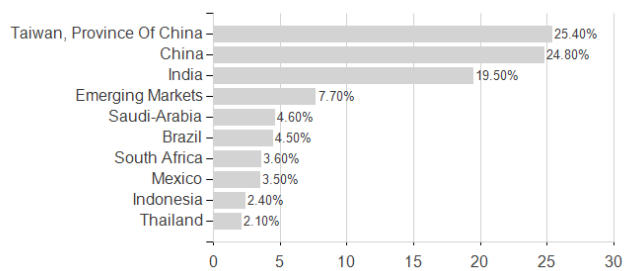
#### Assets



#### Largest positions



#### Countries



#### Branches

