

Robeco Smart Energy D EUR / LU2145461757 / A2QBUJ / Robeco Inst. AM

Last 09/19/2024 ¹	Region	Branch	Type of yield	Type
58.19 EUR	Worldwide	Sector Energy	reinvestment	Equity Fund



Risk key figures

SRI	1	2	3	4	5	6	7
Mountain-View Funds Rating ²							EDA ³
							92

Yearly Performance

2023	+9.01%
2022	-16.41%
2021	+26.92%
2020	+45.61%
2019	+42.83%

Master data		Conditions		Other figures	
Fund type	Single fund	Issue surcharge	5.00%	Minimum investment	UNT 0
Category	Equity	Planned administr. fee	0.00%	Savings plan	-
Sub category	Sector Energy	Deposit fees	0.00%	UCITS / OGAW	Yes
Fund domicile	Luxembourg	Redemption charge	0.00%	Performance fee	0.00%
Tranch volume	-	Ongoing charges	-	Redeployment fee	0.00%
Total volume	(09/19/2024) EUR 3,031.44 mill.	Dividends		Investment company	
Launch date	10/29/2020	Robeco Inst. AM Weena 850, 3014, Rotterdam Netherlands https://www.robeco.com			
KEST report funds	Yes				
Business year start	01.01.				
Sustainability type	New energies				
Fund manager	Roman Boner, Michael Studer, Sanaa Hakim				

Performance	1M	6M	YTD	1Y	2Y	3Y	5Y	Since start
Performance	+3.78%	+6.79%	+9.07%	+11.82%	+10.25%	+8.04%	+97.32%	+481.90%
Performance p.a.	-	-	-	+11.78%	+4.99%	+2.61%	+14.54%	+8.75%
Sharpe ratio	1.93	0.46	0.43	0.39	0.07	-0.04	0.46	0.24
Volatility	26.64%	22.84%	21.91%	21.40%	21.02%	22.12%	23.93%	21.68%
Worst month	-	-3.09%	-5.49%	-11.88%	-11.88%	-11.88%	-12.91%	-31.40%
Best month	-	7.61%	9.74%	9.74%	10.16%	19.02%	19.03%	19.03%
Maximum loss	-8.31%	-14.84%	-14.84%	-14.84%	-22.63%	-27.03%	-33.51%	-

Distribution permission

Austria, Germany, Switzerland, Czech Republic

¹ Important note on update status: The displayed date refers exclusively to the calculation of the NAV.

² The Mountain-View Data Fund Rating calculates a comparative ranking for funds using yield, volatility and trend data. For more information visit [MVD Funds Rating](#)

DISCLAIMER: The information on this page are for informational purposes only and should neither an offer to sell nor a solicitation for the purchase of the security or recommendation in favor of the security to be understood. baha GmbH assumes no liability despite thorough searches for the accuracy of the data.

Funds data from: www.mountain-view.com. Fact Sheet created by: www.baha.com

Robeco Smart Energy D EUR / LU2145461757 / A2QBUJ / Robeco Inst. AM

3 Displays the Ethical-Dynamical Ratio calculated according to standard criteria. The maximum value is 100. For more information visit [EDA](#)

Investment strategy

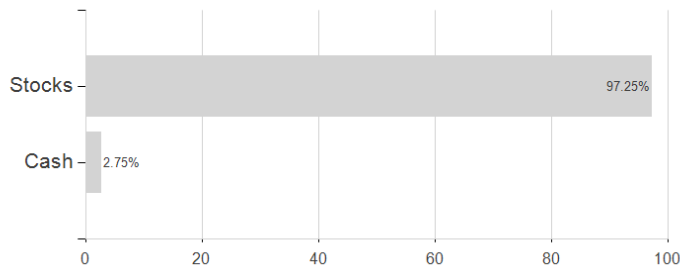
The strategy integrates sustainability criteria as part of the stock selection process and through a theme-specific sustainability assessment. The portfolio is built on the basis of an eligible investment universe that includes companies whose business models contribute to the thematic investment objectives. The assessment regarding relevant SDGs uses an internally developed framework, more information on which can be obtained at www.robeco.com/si. The fund has sustainable investment as its objective within the meaning of Article 9 of the European Sustainable Finance Disclosure Regulation. The fund furthers the decarbonization of the global energy sector through investments in clean energy sources, energy efficient products and infrastructure and by the electrification of the industrial, transportation and heating sectors. This is done by investing in companies that advance the following UN Sustainable Development Goals (UN SDGs): Affordable and Clean Energy goal, Decent work and economic growth, Industry, innovation and infrastructure, Sustainable cities and communities, and Climate action. The fund integrates ESG (Environmental, Social and Governance) factors in the investment process and applies Robeco's Good Governance policy. The fund applies sustainability indicators, including but not limited to normative, activity-based and region-based exclusions, carbon reduction target and proxy voting.

Investment goal

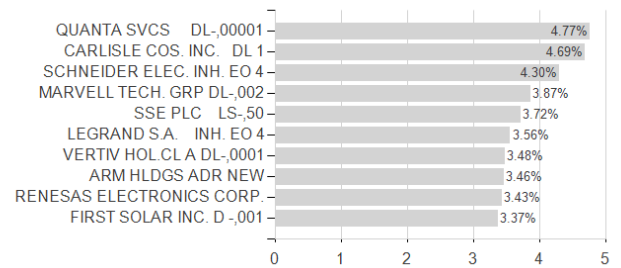
Robeco Smart Energy is an actively managed fund that invests globally in companies providing technologies for clean energy production, distribution, power management infrastructure and energy efficiency. The selection of these stocks is based on fundamental analysis. The fund's objective is to achieve a better return than the index. The fund has sustainable investment as its objective, within the meaning of Article 9 of the Regulation (EU) 2019/2088 of 27 November 2019 on Sustainability-related disclosures in the financial sector. The fund's objective is also to achieve a better return than the index.

Assessment Structure

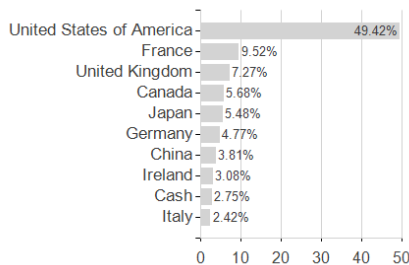
Assets



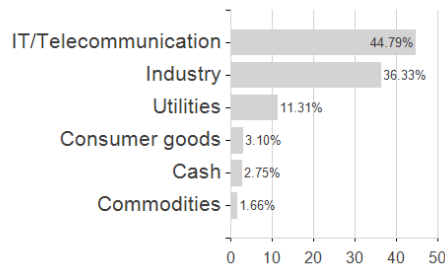
Largest positions



Countries



Branches



Currencies

