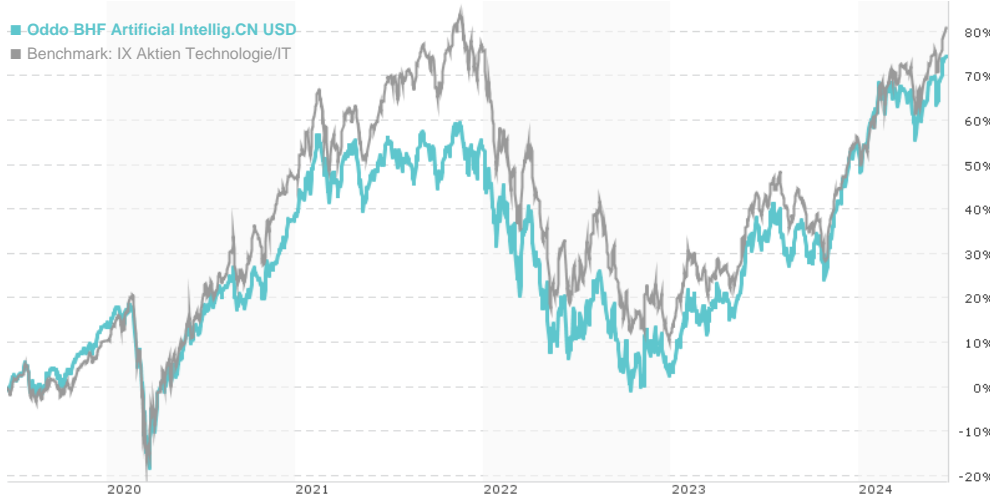


Oddo BHF Artificial Intellig.CN USD / LU1919842697 / A2PD3L / ODDO BHF AM SAS

Last 06/19/2024 ¹	Region	Branch	Type of yield	Type
173.90 USD	Worldwide	Sector Technology	reinvestment	Equity Fund



Risk key figures

SRI	1	2	3	4	5	6	7	
Mountain-View Funds Rating ²							EDA ³	79

Yearly Performance

2023	+46.90%
2022	-31.82%
2021	+10.57%
2020	+22.47%

Master data		Conditions		Other figures	
Fund type	Single fund	Issue surcharge	5.00%	Minimum investment	EUR 100.00
Category	Equity	Planned administr. fee	0.00%	Savings plan	-
Sub category	Sector Technology	Deposit fees	0.05%	UCITS / OGAW	Yes
Fund domicile	Luxembourg	Redemption charge	0.00%	Performance fee	20.00%
Tranch volume	(06/19/2024) EUR 8.53 mill.	Ongoing charges	-	Redeployment fee	0.00%
Total volume	(06/19/2024) EUR 548.34 mill.	Dividends		Investment company	
Launch date	3/28/2019	ODDO BHF AM SAS			
KESt report funds	No	12 Bd de la Madeleine, 75440, Paris Cedex 09			
Business year start	01.11.	France			
Sustainability type	Ethics/ecology	www.am.oddobhf.com			
Fund manager	Brice PRUNAS, Maxence RADJABI				

Performance	1M	6M	YTD	1Y	2Y	3Y	5Y	Since start
Performance	+2.80%	+13.50%	+13.16%	+27.62%	+60.48%	+16.10%	+74.81%	+73.90%
Performance p.a.	-	-	-	+27.54%	+26.68%	+5.11%	+11.80%	+11.15%
Sharpe ratio	2.70	1.61	1.69	1.42	1.06	0.06	0.35	0.33
Volatility	13.98%	15.66%	15.93%	16.79%	21.70%	23.65%	22.84%	22.58%
Worst month	-	-4.33%	-4.33%	-4.33%	-10.04%	-13.24%	-13.24%	-13.24%
Best month	-	6.58%	6.58%	14.23%	14.23%	14.23%	14.23%	14.23%
Maximum loss	-3.76%	-7.71%	-7.71%	-12.07%	-21.26%	-37.83%	-37.83%	-

Distribution permission

Austria, Germany, Switzerland

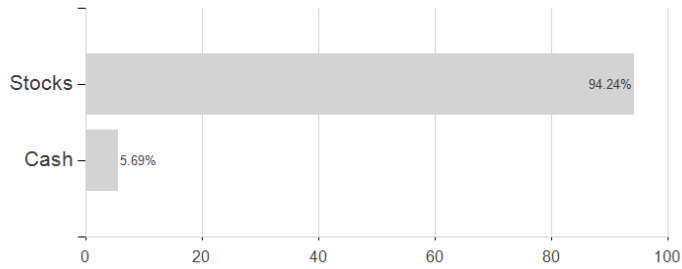
¹ Important note on update status: The displayed date refers exclusively to the calculation of the NAV.
² The Mountain-View Data Fund Rating calculates a comparative ranking for funds using yield, volatility and trend data. For more information visit [MVD Funds Rating](#)

Oddo BHF Artificial Intellig.CN USD / LU1919842697 / A2PD3L / ODDO BHF AM SAS

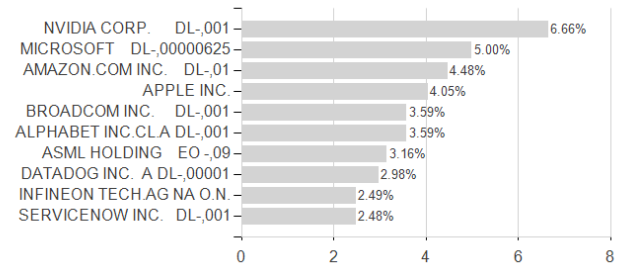
3 Displays the Ethical-Dynamical Ratio calculated according to standard criteria. The maximum value is 100. For more information visit [EDA](#)

Assessment Structure

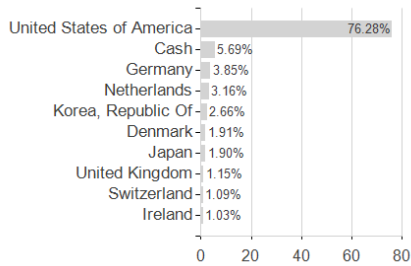
Assets



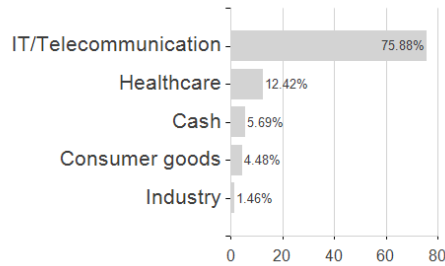
Largest positions



Countries



Branches



Currencies

