

CM-AM EUROPE GROWTH S / FR0013295466 / A2P683 / Crédit Mutuel AM

Last 12/10/2025 ¹	Region	Branch	Type of yield	Type
8114.83 EUR	Europe	Mixed Sectors	reinvestment	Equity Fund



Risk key figures

SRI 1 2 3 4 5 6 7

Mountain-View Funds Rating² EDA³

65

Yearly Performance

2024	-1.42%
2023	+12.98%
2022	-22.42%
2021	+23.75%
2020	+8.05%

Master data		Conditions		Other figures	
Fund type	Single fund	Issue surcharge	2.00%	Minimum investment	UNT 0
Category	Equity	Planned administr. fee	0.00%	Savings plan	-
Sub category	Mixed Sectors	Deposit fees	0.00%	UCITS / OGAW	Yes
Fund domicile	France	Redemption charge	0.00%	Performance fee	0.00%
Tranch volume	(12/10/2025) EUR 46.47 mill.	Ongoing charges	-	Redeployment fee	0.00%
Total volume	(12/10/2025) EUR 1,859.96 mill.	Dividends		Investment company	
Launch date	12/14/2017	Crédit Mutuel AM 4 Rue Gaillon, 75002, Paris France https://www.cmcic-am.fr			
KESr report funds	Yes				
Business year start	01.04.				
Sustainability type	-				
Fund manager	LAMY Caroline, Elisabeth DELSERT				

Performance	1M	6M	YTD	1Y	2Y	3Y	5Y	Since start
Performance	-0.62%	-4.12%	-1.01%	-3.43%	-1.45%	+5.58%	+8.64%	+40.51%
Performance p.a.	-	-	-	-3.43%	-0.73%	+1.83%	+1.67%	+5.11%
Sharpe ratio	-0.79	-0.90	-0.21	-0.38	-0.21	-0.02	-0.03	0.19
Volatility	11.91%	11.27%	14.74%	14.58%	13.08%	13.18%	15.22%	16.32%
Worst month	-	-2.19%	-7.59%	-7.59%	-7.59%	-7.59%	-11.20%	-11.20%
Best month	-	2.53%	5.82%	5.82%	5.82%	8.30%	11.21%	11.21%
Maximum loss	-4.15%	-6.86%	-18.44%	-18.44%	-20.44%	-20.44%	-28.80%	-

Distribution permission

Austria, Germany, Switzerland

¹ Important note on update status: The displayed date refers exclusively to the calculation of the NAV.

² The Mountain-View Data Fund Rating calculates a comparative ranking for funds using yield, volatility and trend data. For more information visit [MVD Funds Rating](#)

DISCLAIMER: The information on this page are for informational purposes only and should neither an offer to sell nor a solicitation for the purchase of the security or recommendation in favor of the security to be understood. baha GmbH assumes no liability despite thorough searches for the accuracy of the data.

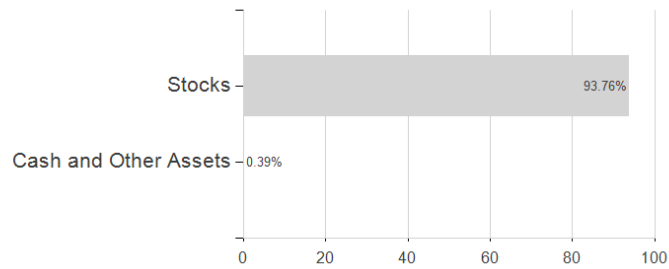
Funds data from: www.mountain-view.com. Fact Sheet created by: www.baha.com

CM-AM EUROPE GROWTH S / FR0013295466 / A2P683 / Crédit Mutuel AM

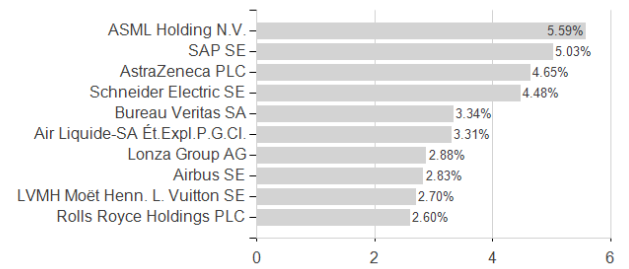
3 Displays the Ethical-Dynamical Ratio calculated according to standard criteria. The maximum value is 100. For more information visit [EDA](#)

Assessment Structure

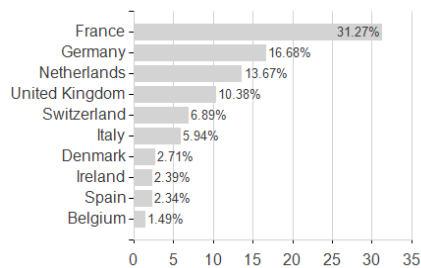
Assets



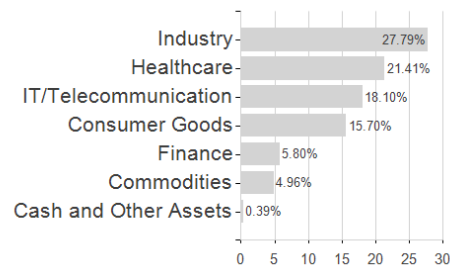
Largest positions



Countries



Branches



Currencies

