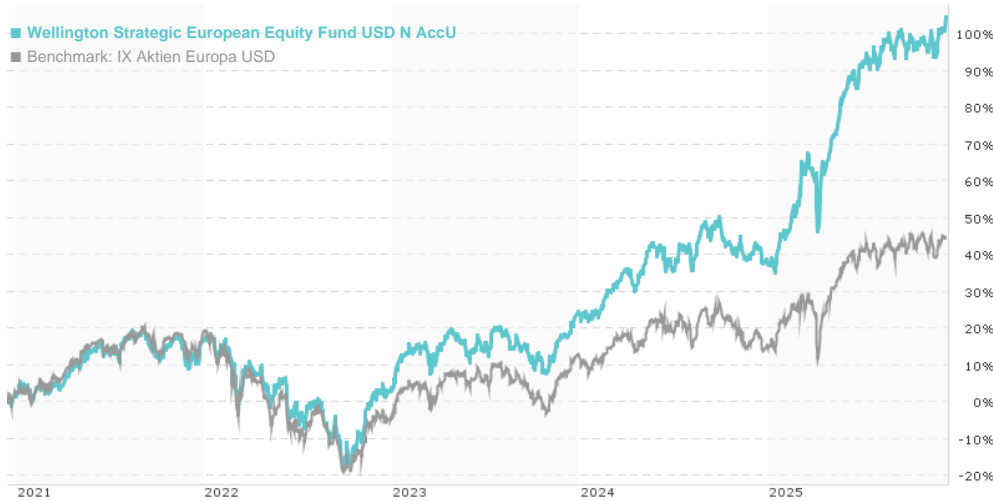


Wellington Strategic European Equity Fund USD N AccU / IE00B8P0Y861 / A1W03T / Wellington M.Fd.(IE)

Last 12/11/2025 ¹	Region	Branch	Type of yield	Type
30.96 USD	Europe	Mixed Sectors	reinvestment	Equity Fund

Wellington Strategic European Equity Fund-USD N AccU
■ Benchmark: IX Aktien Europa USD



Risk key figures

SRI 1 2 3 4 5 6 7

Mountain-View Funds Rating²

▲▲▲▲▲▲

EDA³

60

Yearly Performance

2024	+11.16%
2023	+20.58%
2022	-11.86%
2021	+14.94%
2020	+12.24%

Master data		Conditions		Other figures	
Fund type	Single fund	Issue surcharge	0.00%	Minimum investment	USD 5,000.00
Category	Equity	Planned administr. fee	0.00%	Savings plan	-
Sub category	Mixed Sectors	Deposit fees	0.00%	UCITS / OGAW	Yes
Fund domicile	Ireland	Redemption charge	0.00%	Performance fee	0.00%
Tranch volume	(12/11/2025) EUR 273.37 mill.	Ongoing charges	-	Redeployment fee	0.00%
Total volume	(12/11/2025) EUR 5,045.79 mill.	Dividends		Investment company	
Launch date	4/3/2014	Wellington M.Fd.(IE)			
KESr report funds	Yes	Clerkin Lynch, 30 Molesworth Street, D02 AY19, Dublin			
Business year start	01.01.	Ireland			
Sustainability type	-	https://www.wellingtonfunds.com			
Fund manager	Dirk Enderlein, CFA				

Performance	1M	6M	YTD	1Y	2Y	3Y	5Y	Since start
Performance	+1.89%	+8.27%	+48.07%	+43.60%	+72.58%	+99.36%	+105.86%	+202.65%
Performance p.a.	-	-	-	+43.60%	+31.32%	+25.86%	+15.53%	+12.39%
Sharpe ratio	1.79	1.37	2.99	2.55	2.01	1.60	0.81	0.60
Volatility	13.70%	11.04%	16.52%	16.28%	14.60%	14.84%	16.68%	17.21%
Worst month	-	-0.42%	-1.78%	-1.78%	-5.70%	-7.55%	-8.20%	-13.42%
Best month	-	3.93%	9.61%	9.61%	9.61%	9.74%	10.60%	17.97%
Maximum loss	-3.55%	-3.81%	-12.85%	-12.85%	-12.85%	-12.85%	-31.14%	-

Distribution permission

Austria, Germany, Switzerland

¹ Important note on update status: The displayed date refers exclusively to the calculation of the NAV.

² The Mountain-View Data Fund Rating calculates a comparative ranking for funds using yield, volatility and trend data. For more information visit [MVD Funds Rating](#)

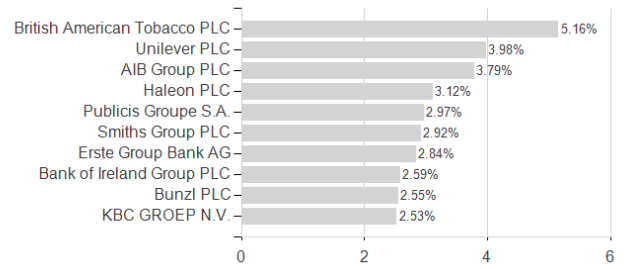
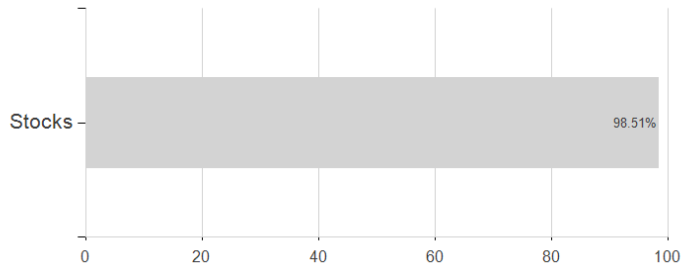
³ Displays the Ethical-Dynamical Ratio calculated according to standard criteria. The maximum value is 100. For more information visit [EDA](#)

Wellington Strategic European Equity Fund USD N AccU / IE00B8P0Y861 / A1W03T / Wellington M.Fd.(IE)

Assessment Structure

Assets

Largest positions



Countries

Branches

Currencies

