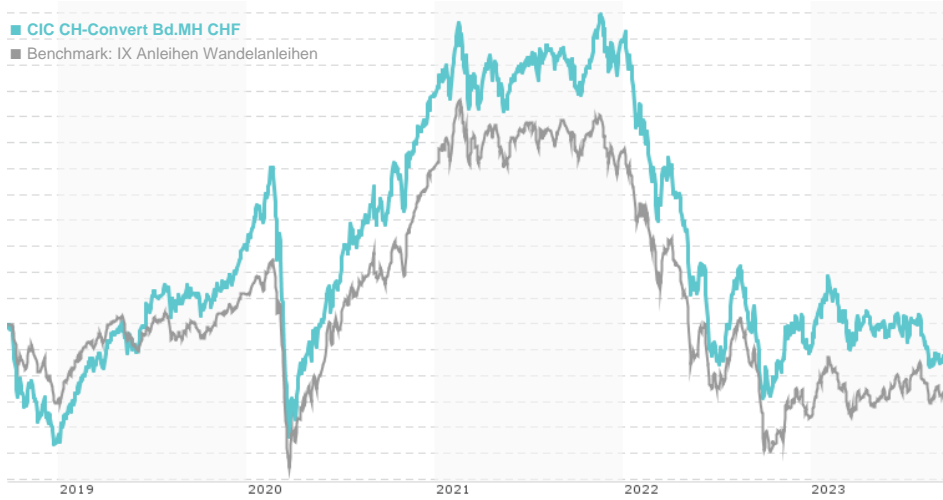


CIC CH-Convert Bd.MH CHF / LU0851061555 / A1J7MN / Conventum AM

Last 09/21/2023 ¹	Region	Branch	Type of yield	Type
112.69 CHF	Worldwide	Convertible Bonds	reinvestment	Fixed-Income Fund



Risk key figures	
SRRI	1 2 3 4 5 6 7
Mountain-View Funds Rating	EDA ²
▲ ▲ ▲ ▲ ▲ ▲	
Yearly Performance	
2022	-19.65%
2021	+3.60%
2020	+11.18%
2019	+15.66%
2018	-7.48%

Master data		Conditions		Other figures	
Fund type	Single fund	Issue surcharge	5.00%	Minimum investment	CHF 200,000.00
Category	Bonds	Planned administr. fee	0.00%	Savings plan	-
Sub category	Convertible Bonds	Deposit fees	0.04%	UCITS / OGAW	Yes
Fund domicile	Luxembourg	Redemption charge	1.00%	Performance fee	0.00%
Tranch volume	(09/20/2023) EUR 4.13 mill.	Ongoing charges	(12/31/2021) 0.40%	Redeployment fee	0.00%
Total volume	-	Dividends		Investment company	
Launch date	11/28/2013			Conventum AM	
KESt report funds	No			14, Boulevard Royal, 2449, Luxembourg	
Business year start	01.01.			Luxembourg	
Sustainability type	-			https://www.banquedeluxembourg.com	
Fund manager	Carl Münzer				

Performance	1M	6M	YTD	1Y	2Y	3Y	5Y	Since start
Performance	-0.32%	-2.78%	-1.48%	-1.34%	-19.21%	-10.69%	-3.08%	+12.69%
Performance p.a.	-	-	-	-1.34%	-10.12%	-3.70%	-0.62%	+1.22%
Sharpe ratio	-1.66	-1.64	-0.92	-0.72	-1.68	-0.96	-0.55	-0.35
Volatility	4.58%	5.71%	6.53%	7.34%	8.35%	7.99%	8.23%	7.64%
Worst month	-	-2.87%	-2.87%	-5.90%	-6.68%	-6.68%	-10.39%	-10.39%
Best month	-	1.58%	4.31%	4.31%	5.25%	5.79%	5.79%	6.02%
Maximum loss	-1.31%	-4.49%	-7.00%	-7.00%	-23.91%	-23.91%	-23.91%	-
Outperformance	-	-	0.00%	-	-	-	-	-

Distribution permission

Germany, Switzerland

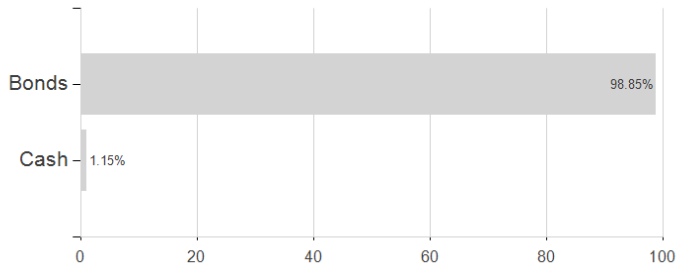
¹ Important note on update status: The displayed date refers exclusively to the calculation of the NAV.

² Displays the Ethical-Dynamical Ratio calculated according to standard criteria. The maximum value is 100. For more information visit <http://www.mountain-view.com/FER-Fonds-Rating.pdf>

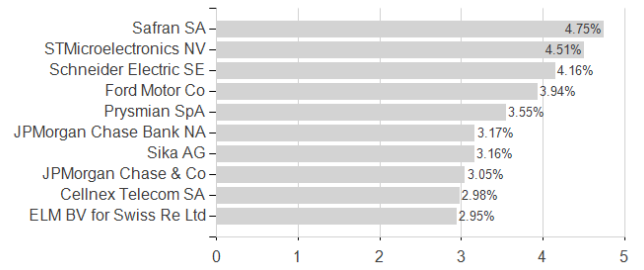
CIC CH-Convert Bd.MH CHF / LU0851061555 / A1J7MN / Conventum AM

Assessment Structure

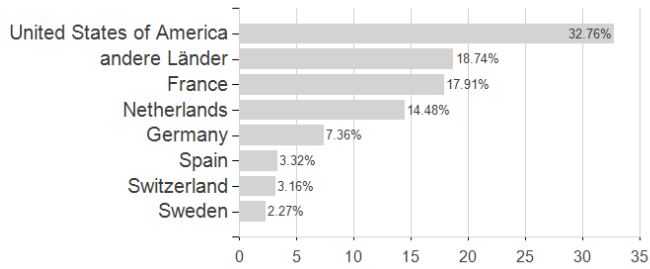
Assets



Largest positions



Countries



Branches

