

## BlackRock Adv.Eur.Eq.Fd.D Acc USD H / IE00BFZP8445 / A2JM1Q / BlackRock AM (IE)

Last 05/16/2024 <sup>1</sup>	Region	Branch	Type of yield	Type
190.84 USD	Europe	Mixed Sectors	reinvestment	Equity Fund

■ BlackRock Adv.Eur.Eq.Fd.D Acc USD H  
■ Benchmark: IX Aktien Europa USD



## Risk key figures

SRI 1 2 3 4 5 6 7

Mountain-View Funds Rating<sup>2</sup>

▲ ▲ ▲ ▲ ▲ ▲

EDA<sup>3</sup>

72

## Yearly Performance

2023	+20.81%
2022	-5.32%
2021	+32.78%
2020	-0.93%
2019	+28.58%

Master data		Conditions		Other figures	
Fund type	Single fund	Issue surcharge	0.00%	Minimum investment	USD 5,000.00
Category	Equity	Planned administr. fee	0.00%	Savings plan	-
Sub category	Mixed Sectors	Deposit fees	0.00%	UCITS / OGAW	Yes
Fund domicile	Ireland	Redemption charge	0.00%	Performance fee	0.00%
Tranch volume	-	Ongoing charges	-	Redeployment fee	0.00%
Total volume	(05/16/2024) EUR 92.47 mill.	Dividends		Investment company	
Launch date	6/4/2018	BlackRock AM (IE)			
KESr report funds	No	12 Throgmorton Avenue, EC2N 2DL, London			
Business year start	01.05.	United Kingdom			
Sustainability type	-	<a href="https://www.blackrock.com">https://www.blackrock.com</a>			
Fund manager	Simon Weinberger, Muzo Kayacan				

Performance	1M	6M	YTD	1Y	2Y	3Y	5Y	Since start
Performance	+6.02%	+20.09%	+12.27%	+20.74%	+41.71%	+47.68%	+87.05%	+90.84%
Performance p.a.	-	-	-	+20.68%	+19.02%	+13.88%	+13.33%	+11.47%
Sharpe ratio	8.59	4.73	3.53	1.60	1.19	0.72	0.58	0.48
Volatility	11.61%	8.64%	9.32%	10.56%	12.77%	13.98%	16.32%	15.81%
Worst month	-	-0.87%	-0.87%	-3.38%	-7.49%	-7.49%	-14.69%	-14.69%
Best month	-	7.19%	4.38%	7.19%	9.59%	9.59%	13.87%	13.87%
Maximum loss	-1.43%	-2.65%	-2.65%	-7.54%	-11.95%	-16.78%	-35.15%	-

## Distribution permission

Austria, Germany, Switzerland

<sup>1</sup> Important note on update status: The displayed date refers exclusively to the calculation of the NAV.

<sup>2</sup> The Mountain-View Data Fund Rating calculates a comparative ranking for funds using yield, volatility and trend data. For more information visit [MVD Funds Rating](#)

DISCLAIMER: The information on this page are for informational purposes only and should neither an offer to sell nor a solicitation for the purchase of the security or recommendation in favor of the security to be understood. baha GmbH assumes no liability despite thorough searches for the accuracy of the data.

Funds data from: [www.mountain-view.com](http://www.mountain-view.com). Fact Sheet created by: [www.baha.com](http://www.baha.com)

Created: 05/18/2024

## BlackRock Adv.Eur.Eq.Fd.D Acc USD H / IE00BFZP8445 / A2JM1Q / BlackRock AM (IE)

### Investment strategy

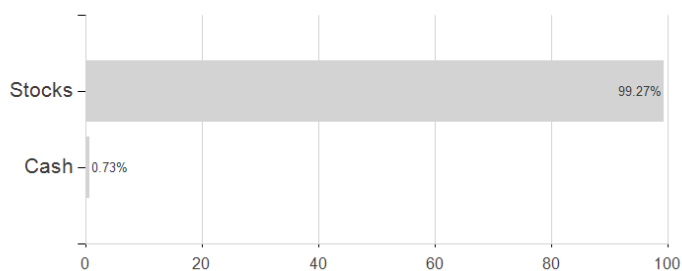
The Fund will use quantitative (i.e. mathematical or statistical) models in order to achieve a systematic (i.e. rule based) approach to stock selection, based on their expected contribution to portfolio returns when risk and transaction cost forecasts are taken into account. The investment manager (IM) will use financial derivative instruments (FDIs) (including synthetic short positions where the Fund uses an FDI to benefit from the sale of an asset it does not physically own with the aim of buying it later at a lower price to secure a profit). The Fund's total assets will be invested in accordance with its ESG Policy as disclosed in the prospectus.

### Investment goal

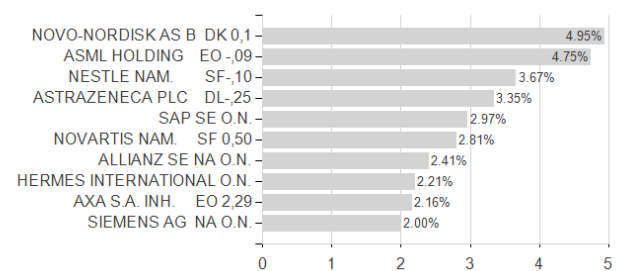
The Fund aims to achieve long-term capital growth on your investment. The Fund seeks to gain at least 70% of its investment exposure to equity securities (e.g. shares) of companies domiciled in, listed in, or the main business of which is in, Europe. The Fund will invest in equity securities, other equity-related securities and, when determined appropriate fixed income (FI) securities (such as bonds), money market instruments (MMIs) (i.e. debt securities with short-term maturities), deposits and cash. The FI securities and MMIs may be issued by governments, government agencies, companies and supranationals (e.g. the International Bank for Reconstruction and Development) and will be investment grade (i.e. meet a specified level of credit worthiness) at the time of purchase.

### Assessment Structure

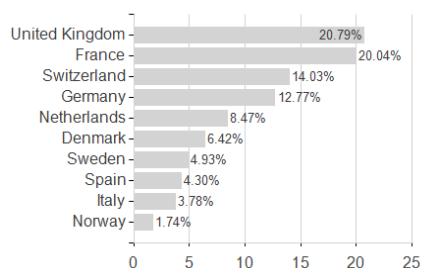
#### Assets



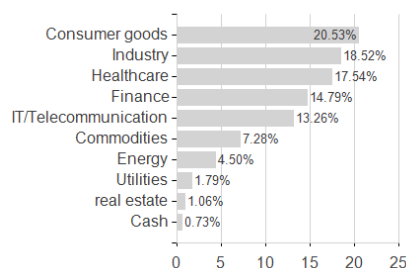
#### Largest positions



#### Countries



#### Branches



#### Currencies

