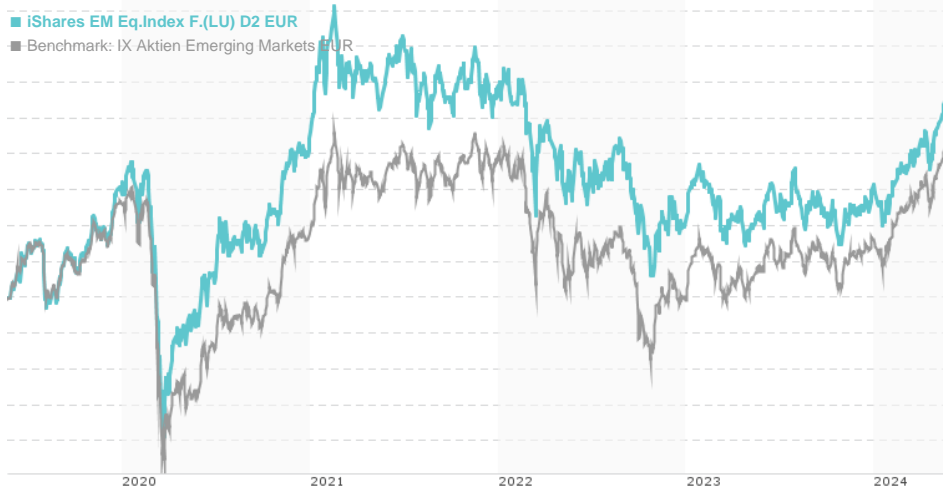


iShares EM Eq.Index F.(LU) D2 EUR / LU1811364303 / A2JKWD / BlackRock (LU)

Last 05/22/2024 ¹	Region	Branch	Type of yield	Type
119.63 EUR	Emerging Markets	Mixed Sectors	reinvestment	Equity Fund



Risk key figures

SRI 1 2 3 4 5 6 7

Mountain-View Funds Rating²EDA³ 73

Yearly Performance

2023	+5.04%
2022	-15.08%
2021	+5.00%
2020	+7.62%
2019	+20.80%

Master data		Conditions		Other figures	
Fund type	Single fund	Issue surcharge	5.00%	Minimum investment	USD 100,000.00
Category	Equity	Planned administr. fee	0.00%	Savings plan	-
Sub category	Mixed Sectors	Deposit fees	0.40%	UCITS / OGAW	Yes
Fund domicile	Luxembourg	Redemption charge	0.00%	Performance fee	0.00%
Tranch volume	(05/22/2024) USD 3.09 mill.	Ongoing charges	-	Redeployment fee	0.00%
Total volume	(05/22/2024) USD 320.44 mill.	Dividends		Investment company	
Launch date	5/2/2018	BlackRock (LU)			
KESr report funds	Yes	35a Avenue JF Kennedy, 1855, Luxemburg			
Business year start	01.04.	Luxembourg			
Sustainability type	-	https://www.blackrock.com			
Fund manager	Kieran Doyle				

Performance	1M	6M	YTD	1Y	2Y	3Y	5Y	Since start
Performance	+6.82%	+12.73%	+10.24%	+13.50%	+9.61%	-1.58%	+25.64%	+19.63%
Performance p.a.	-	-	-	+13.46%	+4.70%	-0.53%	+4.66%	+3.00%
Sharpe ratio	13.29	2.08	2.15	0.79	0.06	-0.29	0.05	-0.05
Volatility	8.99%	11.29%	11.57%	12.30%	14.50%	15.22%	17.59%	17.10%
Worst month	-	-3.08%	-3.08%	-4.33%	-9.80%	-9.80%	-13.81%	-13.81%
Best month	-	5.18%	5.18%	5.18%	9.24%	9.24%	9.24%	9.24%
Maximum loss	-0.84%	-4.86%	-4.86%	-8.97%	-15.66%	-24.49%	-32.15%	-

Distribution permission

Austria, Germany, Switzerland

¹ Important note on update status: The displayed date refers exclusively to the calculation of the NAV.² The Mountain-View Data Fund Rating calculates a comparative ranking for funds using yield, volatility and trend data. For more information visit [MVD Funds Rating](#)³ Displays the Ethical-Dynamical Ratio calculated according to standard criteria. The maximum value is 100. For more information visit [EDA](#)

iShares EM Eq.Index F.(LU) D2 EUR / LU1811364303 / A2JKWD / BlackRock (LU)

Investment strategy

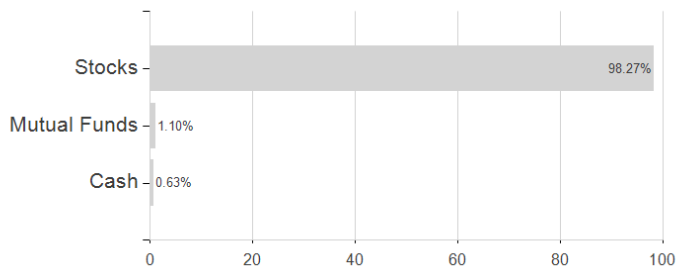
The Fund uses techniques to achieve a similar return to its benchmark index. These techniques may include the strategic selection of certain securities that make up the benchmark index. They may also include the use of financial derivative instruments (FDIs) (i.e. investments the prices of which are based on one or more underlying assets). The Fund may engage in short term secured lending of its investments to certain eligible third parties. This is used as a means of generating additional income and to off-set the costs of the Fund.

Investment goal

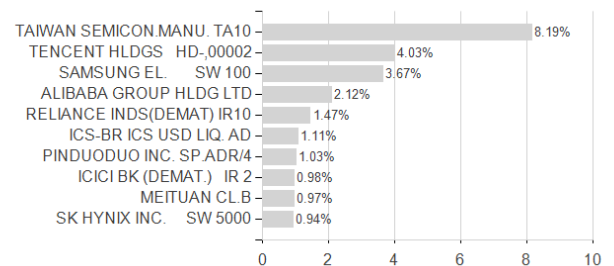
Objectives The Fund aims to achieve a return on your investment, through a combination of capital growth and income on the Fund's assets, which reflects the return of the MSCI Emerging Markets Index, the Fund's benchmark index. The Fund is passively managed and aims to invest as far as possible and practicable in the equity securities (e.g. shares) that make up the Index. The benchmark index measures the performance of equity securities issued by large and mid capitalisation companies in emerging market countries globally and is a free float-adjusted market capitalisation weighted index. Free float-adjusted means that only shares readily available in the market rather than all of a company's issued shares are used in calculating the benchmark index. Market capitalisation is the share price of the company multiplied by the number of shares issued.

Assessment Structure

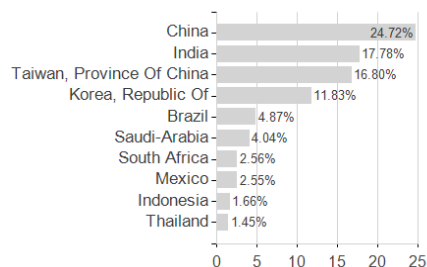
Assets



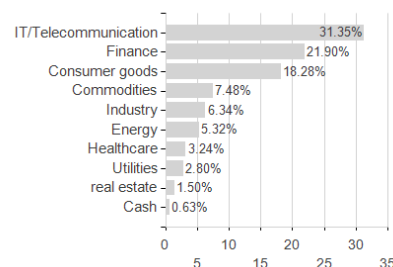
Largest positions



Countries



Branches



Currencies

