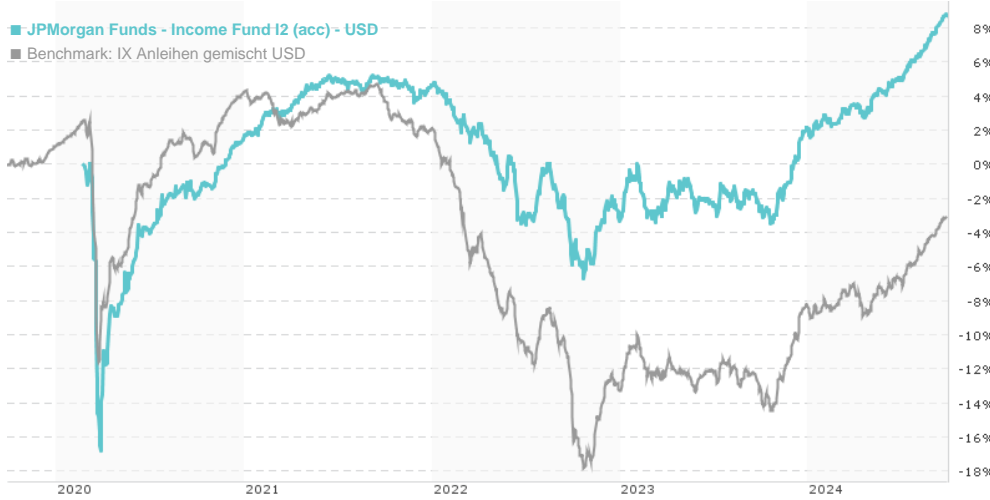


JPMorgan Funds - Income Fund I2 (acc) - USD / LU2114516375 / A2PZHN / JPMorgan AM (EU)

|                              |           |              |               |                   |
|------------------------------|-----------|--------------|---------------|-------------------|
| Last 09/26/2024 <sup>1</sup> | Region    | Branch       | Type of yield | Type              |
| 108.79 USD                   | Worldwide | Bonds: Mixed | reinvestment  | Fixed-Income Fund |



Risk key figures

|   |                  |   |   |   |   |   |   |
|---|------------------|---|---|---|---|---|---|
| SRI                                     | 1                | 2 | 3 | 4 | 5 | 6 | 7 |
| Mountain-View Funds Rating <sup>2</sup> | EDA <sup>3</sup> |   |   |   |   |   |   |
|   | ▲▲▲▲▲▲▲          |   |   |   |   |   |   |

Yearly Performance

|      |        |
|------|--------|
| 2023 | +5.65% |
| 2022 | -7.57% |
| 2021 | +2.89% |

| Master data         |   | Conditions  |       | Other figures      |                    |
|---------------------|---|---|-------|--------------------|--------------------|
| Fund type           | Single fund                                   | Issue surcharge   | 0.00% | Minimum investment | USD 100,000,000.00 |
| Category            | Bonds   | Planned administr. fee  | 0.00% | Savings plan       | -                  |
| Sub category        | Bonds: Mixed                                  | Deposit fees  | 0.00% | UCITS / OGAW       | Yes                |
| Fund domicile       | Luxembourg                                    | Redemption charge   | 0.00% | Performance fee    | 0.00%              |
| Tranch volume       | (09/26/2024) USD 31.86 mill.                  | Ongoing charges   | -     | Redeployment fee   | 0.00%              |
| Total volume        | (09/26/2024) USD 10,820.88 mill.              | Dividends   |       | Investment company |                    |
| Launch date         | 2/21/2020                                     | JPMorgan AM (EU)<br>PO Box 275, 2012, Luxembourg<br>Luxembourg<br><a href="https://www.jpmorganassetmanagement.de">https://www.jpmorganassetmanagement.de</a> |       |                    |                    |
| KESr report funds   | Yes   |   |       |                    |                    |
| Business year start | 01.07.  |   |       |                    |                    |
| Sustainability type | -   |   |       |                    |                    |
| Fund manager        | Andrew Norelli, Andrew Headley, Thomas Hauser |   |       |                    |                    |

| Performance      | 1M     | 6M     | YTD    | 1Y      | 2Y      | 3Y      | 5Y     | Since start |
|------------------|--------|--------|--------|---------|---------|---------|--------|-------------|
| Performance      | +1.08% | +5.10% | +6.42% | +11.36% | +14.14% | +3.56%  | -      | +8.79%      |
| Performance p.a. | -      | -      | -      | +11.33% | +6.83%  | +1.17%  | -      | +1.85%      |
| Sharpe ratio     | 8.75   | 3.87   | 2.83   | 3.12    | 0.97    | -0.58   | -      | -0.30       |
| Volatility       | 1.16%  | 1.81%  | 1.94%  | 2.56%   | 3.59%   | 3.75%   | 0.00%  | 5.03%       |
| Worst month      | -      | -0.18% | -0.28% | -0.89%  | -3.49%  | -4.03%  | -9.84% | -9.84%      |
| Best month       | -      | 1.32%  | 2.30%  | 2.89%   | 2.89%   | 2.94%   | 2.94%  | 2.94%       |
| Maximum loss     | -0.06% | -0.77% | -0.77% | -1.14%  | -3.50%  | -11.18% | 0.00%  | -           |

Distribution permission

Austria, Germany, Switzerland, Czech Republic

<sup>1</sup> Important note on update status: The displayed date refers exclusively to the calculation of the NAV.  
<sup>2</sup> The Mountain-View Data Fund Rating calculates a comparative ranking for funds using yield, volatility and trend data. For more information visit [MVD Funds Rating](#)

**JPMorgan Funds - Income Fund I2 (acc) - USD / LU2114516375 / A2PZH / JPMorgan AM (EU)**

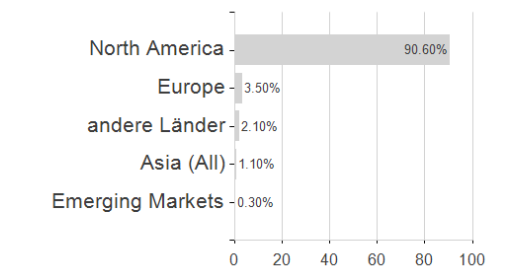
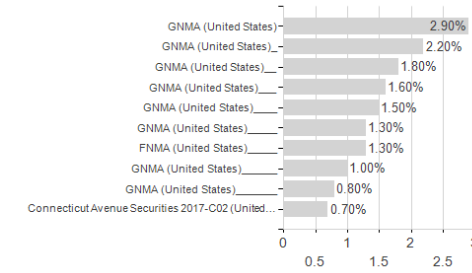
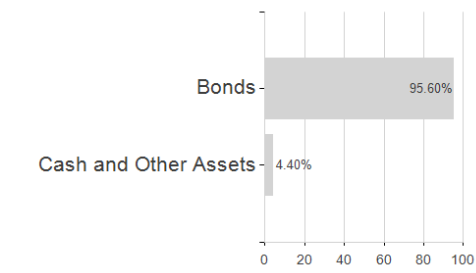
3 Displays the Ethical-Dynamical Ratio calculated according to standard criteria. The maximum value is 100. For more information visit [EDA](#)

Assessment Structure

Assets

Largest positions

Countries



Rating

Issuer

Currencies

