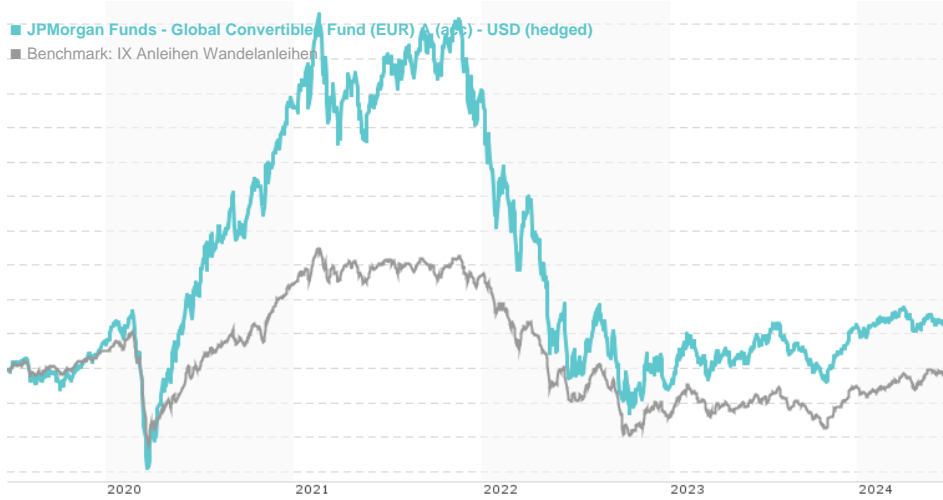


JPMorgan Funds - Global Convertibles Fund (EUR) A (acc) - USD (hedged) / LU1569815084 / A2DL5Z / JPMorgan AM

| | | | | |
|------------------------------|-----------|-------------------|---------------|-------------------|
| Last 06/20/2024 ¹ | Region | Branch | Type of yield | Type |
| 106.28 USD | Worldwide | Convertible Bonds | reinvestment | Fixed-Income Fund |



Risk key figures

| | | | | | | | |
|---|------------------|---|---|---|---|---|---|
| SRI | 1 | 2 | 3 | 4 | 5 | 6 | 7 |
| Mountain-View Funds Rating ² | EDA ³ | | | | | | |
| | 66 | | | | | | |

Yearly Performance

| | |
|------|---------|
| 2023 | +9.34% |
| 2022 | -30.68% |
| 2021 | +1.70% |
| 2020 | +33.21% |
| 2019 | +12.79% |

| Master data | | Conditions | | Other figures | |
|---------------------|-------------------------------------|--|-------|--------------------|---------------|
| Fund type | Single fund | Issue surcharge | 5.00% | Minimum investment | USD 35,000.00 |
| Category | Bonds | Planned administr. fee | 0.00% | Savings plan | - |
| Sub category | Convertible Bonds | Deposit fees | 0.00% | UCITS / OGAW | Yes |
| Fund domicile | Luxembourg | Redemption charge | 0.50% | Performance fee | 0.00% |
| Tranch volume | (06/20/2024) EUR 1.26 mill. | Ongoing charges | - | Redeployment fee | 0.00% |
| Total volume | (06/20/2024) EUR 287.19 mill. | Dividends | | Investment company | |
| Launch date | 1/23/2018 | JPMorgan AM (EU) | | | |
| KESt report funds | Yes | PO Box 275, 2012, Luxembourg | | | |
| Business year start | 01.07. | Luxembourg | | | |
| Sustainability type | - | https://www.jpmorganassetmanagement.de | | | |
| Fund manager | Winnie Liu, Paul Levene, Eric Wehbe | | | | |

| Performance | 1M | 6M | YTD | 1Y | 2Y | 3Y | 5Y | Since start |
|------------------|--------|--------|--------|--------|---------|---------|---------|-------------|
| Performance | -1.36% | +0.47% | -0.05% | +1.79% | +7.63% | -25.39% | +6.50% | +6.28% |
| Performance p.a. | - | - | - | +1.79% | +3.74% | -9.30% | +1.27% | +0.95% |
| Sharpe ratio | -4.23 | -0.54 | -0.73 | -0.34 | 0.00 | -0.96 | -0.18 | -0.22 |
| Volatility | 4.41% | 5.12% | 5.25% | 5.67% | 10.50% | 13.63% | 13.86% | 12.54% |
| Worst month | - | -2.43% | -2.43% | -3.20% | -8.65% | -11.11% | -11.11% | -11.11% |
| Best month | - | 3.57% | 3.57% | 4.76% | 5.87% | 5.87% | 8.89% | 8.89% |
| Maximum loss | -1.50% | -3.28% | -3.28% | -8.11% | -14.57% | -38.00% | -38.29% | - |

Distribution permission

Austria, Germany, Switzerland, Luxembourg

¹ Important note on update status: The displayed date refers exclusively to the calculation of the NAV.

² The Mountain-View Data Fund Rating calculates a comparative ranking for funds using yield, volatility and trend data. For more information visit [MVD Funds Rating](#)

³ Displays the Ethical-Dynamical Ratio calculated according to standard criteria. The maximum value is 100. For more information visit [EDA](#)

DISCLAIMER: The information on this page are for informational purposes only and should neither an offer to sell nor a solicitation for the purchase of the security or recommendation in favor of the security to be understood. baha GmbH assumes no liability despite thorough searches for the accuracy of the data.

Funds data from: www.mountain-view.com. Fact Sheet created by: www.baha.com

JPMorgan Funds - Global Convertibles Fund (EUR) A (acc) - USD (hedged) / LU1569815084 / A2DL5Z / JPMorgan AM

Investment strategy

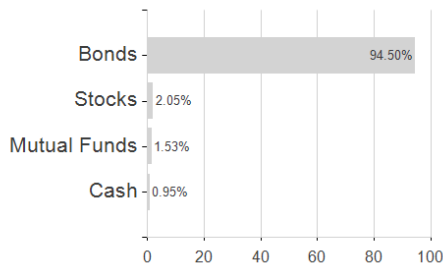
The Sub-Fund is actively managed. Though the majority of its holdings (excluding derivatives) are likely to be components of the benchmark, the Investment Manager has broad discretion to deviate from its securities, weightings and risk characteristics. The degree to which the Sub-Fund may resemble the composition and risk characteristics of the benchmark will vary over time and its performance may be meaningfully different. At least 67% of assets invested in convertible securities from issuers anywhere in the world, including emerging markets. Convertible securities may include any suitable convertible or exchangeable instruments such as convertible bonds, convertible notes or convertible preference shares. At least 51% of assets are invested in issuers with positive environmental and/or social characteristics that follow good governance practices as measured through the Investment Manager's proprietary ESG scoring methodology and/or third party data.

Investment goal


To provide a return by investing primarily in a diversified portfolio of convertible securities, globally.

Assessment Structure

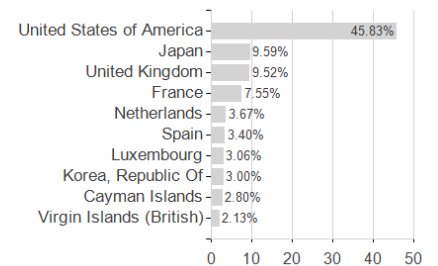
Assets



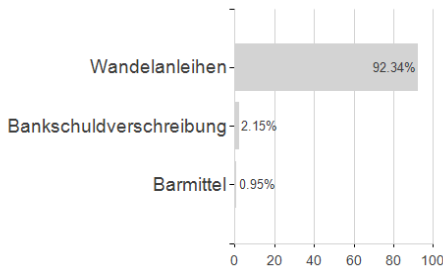
Largest positions



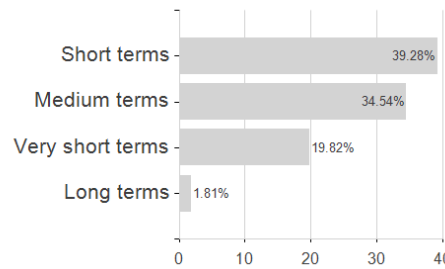
Countries



Issuer



Duration



Currencies

