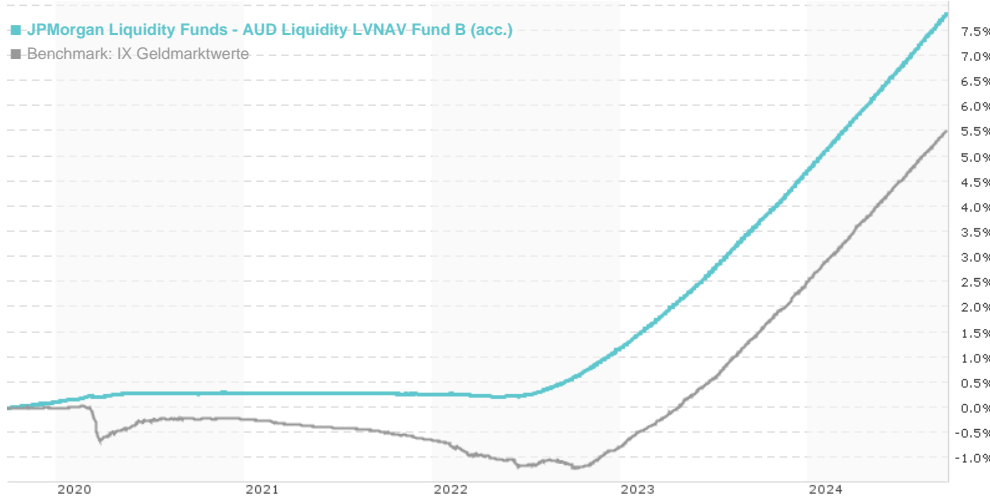


JPMorgan Liquidity Funds - AUD Liquidity LVNAV Fund B (acc.) / LU0533339668 / A1C7CF / JPMorgan AM (EU)

Last 09/25/2024 ¹	Region	Branch	Type of yield	Type
13188.48 AUD	Worldwide	Money Market Securities	reinvestment	Money Market Fund



Risk key figures

SRI	1	2	3	4	5	6	7
Mountain-View Funds Rating ²	EDA ³						
	▲▲▲▲▲▲▲						

Yearly Performance

2023	+3.48%
2022	+0.92%
2021	-0.02%
2020	+0.18%
2019	+1.06%

Master data		Conditions		Other figures	
Fund type	Single fund	Issue surcharge	0.00%	Minimum investment	AUD 5,000,000.00
Category	Money Market	Planned administr. fee	0.00%	Savings plan	-
Sub category	Money Market Securities	Deposit fees	0.00%	UCITS / OGAW	Yes
Fund domicile	Luxembourg	Redemption charge	0.00%	Performance fee	0.00%
Tranch volume	(09/25/2024) AUD 0.095 mill.	Ongoing charges	-	Redeployment fee	0.00%
Total volume	(09/25/2024) AUD 2,117.15 mill.	Dividends		Investment company	
Launch date	10/12/2010	JPMorgan AM (EU)			
KEST report funds	Yes	PO Box 275, 2012, Luxembourg			
Business year start	01.12.	Luxembourg			
Sustainability type	-	https://www.jpmorganassetmanagement.de			
Fund manager	Aidan Shevlin, Masaomi Shimada				

Performance	1M	6M	YTD	1Y	2Y	3Y	5Y	Since start
Performance	+0.33%	+2.03%	+2.96%	+4.01%	+7.22%	+7.52%	+7.84%	+31.88%
Performance p.a.	-	-	-	+4.00%	+3.55%	+2.45%	+1.52%	+2.00%
Sharpe ratio	6.37	5.43	5.67	5.00	1.20	-6.68	-14.05	-11.18
Volatility	0.10%	0.12%	0.12%	0.12%	0.12%	0.14%	0.13%	0.13%
Worst month	-	0.27%	0.27%	0.27%	0.15%	-0.04%	-0.04%	-0.04%
Best month	-	0.36%	0.36%	0.36%	0.36%	0.36%	0.36%	0.41%
Maximum loss	0.00%	0.00%	0.00%	0.00%	0.00%	-0.08%	-0.10%	-

Distribution permission

Austria, Germany, Switzerland

¹ Important note on update status: The displayed date refers exclusively to the calculation of the NAV.

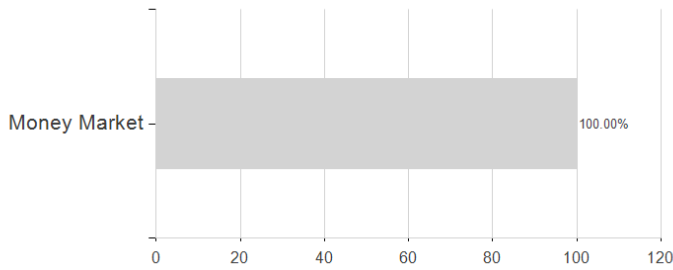
JPMorgan Liquidity Funds - AUD Liquidity LVNAV Fund B (acc.) / LU0533339668 / A1C7CF / JPMorgan AM (EU)

2 The Mountain-View Data Fund Rating calculates a comparative ranking for funds using yield, volatility and trend data. For more information visit [MVD Funds Rating](#)

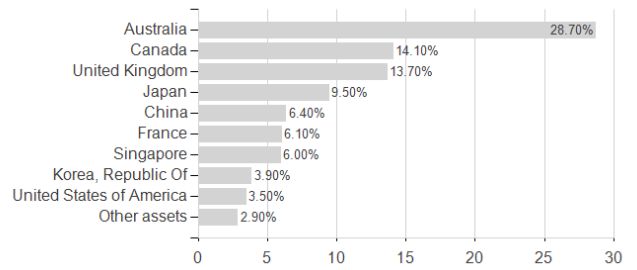
3 Displays the Ethical-Dynamical Ratio calculated according to standard criteria. The maximum value is 100. For more information visit [EDA](#)

Assessment Structure

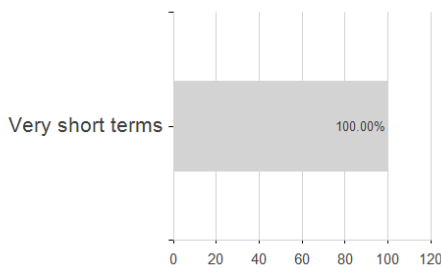
Assets



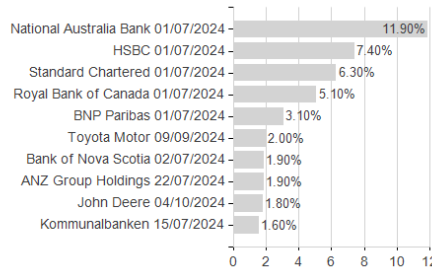
Countries



Duration



Largest positions



Issuer

